






spa@home  
export price list

2013  
2013


























EXPORT PRICE LIST - € VAT NOT INCLUDED

COLOURS  
AND MATERIALS


SORGENTE BATHTUB

Shell colours				
	White (A)	Pearl grey (U)		
Visible parts				
	White (A)	Pergamon (R)		
Natural Stone covering				
	Slate grey (M1)	Pierre gris (M2)	Cognac (M3)	Absolute black (M4)
Marine plywood covering laminated with painted oak				
	Limed effect	Anthracite effect	Wengé effect	

HYDROSPAS

Shell							
	White (A)	Crystal Grey (I)	Cinnabar (2)	Midnight Opal (5)	Azurite (3)	Blue Marble (6)	Silver White Marble (1)
Headrest							
	Grey						
Polyurethane cushions		Fabric cushions (640) Accessible hatch (641)					
	Grey				Beige Damask	Dove-grey	Marron Glacé
Jets and visible parts				* Internal parts of jets and skimmer are grey. Not available with optional AWT.			
	White (A)	Grey (S)	Chrome (N)*			Cheers jets	Commercial jets
Panelling							
	Grey (synthetic/wood)	Mahogany (synthetic/wood)	Dark Brown (synthetic/wood)				
Laminate panelling							
	Powder Pink	Mocha					
Insulating cover							
	Ice white	Dark brown	Cloud grey				

Colours may not appear in photographs exactly as they do in reality.  
Data and specifications indicated in the present price list are not binding on the company: Teuco Guzzini S.p.A. reserves the right to make any changes without prior notice or any obligation to update.



## Steam System

Pasha	page	4
Prefabricated structure	page	8
Configuration examples	from page	9
Steam units	from page	12
P551S-P552S Light equipped shower panel	page	16
P548S equipped shower panel	page	17
Cromoexperience for equipped shower panels	page	18
Doors and glazing	page	19
Insulation kit	page	20
Interior furnishings	page	21
Voltage chart	page	49



## Sorgente bathtub

S01-S02	240 x 156	page	22
---------	-----------	------	----



## Hydrospas

Seaside 641	220 x 200	page	24
Seaside 640	258 x 225	page	24
Mirror 630	235 x 300	page	25
Mirror 620	ø 238	page	25
Cheers CH1	200 x 200	page	26
Cheers CH2	220 x 220	page	26
Cheers CH3	230 x 230	page	27
Cheers CH4	220 x 160	page	27
Gem 629	196 x 147	page	28
Commercial Team Spa C36	356 x 268	page	29
Commercial Octagon C20	200 x 200	page	29
Commercial Octagon C24	241 x 241	page	29
Commercial Octagon C27	271 x 271	page	29
Commercial Round C22	ø 218	page	29
Commercial Round C25	ø 250	page	29
Commercial Round C30	ø 300	page	29
Commercial Round C28 Cascade	ø 278	page	29
Spa-packs for Commercial Hydrospas		page	47
Accessories		page	48
Voltage chart		page	49

General terms of sale	page	50
-----------------------	------	----



# STEAM SYSTEM

---



**PASHA** page 8



**LIGHT SHOWER PANEL** page 16



**P548S SHOWER PANEL** page 17

# PASHA

ANGELETTI RUZZA DESIGN

---

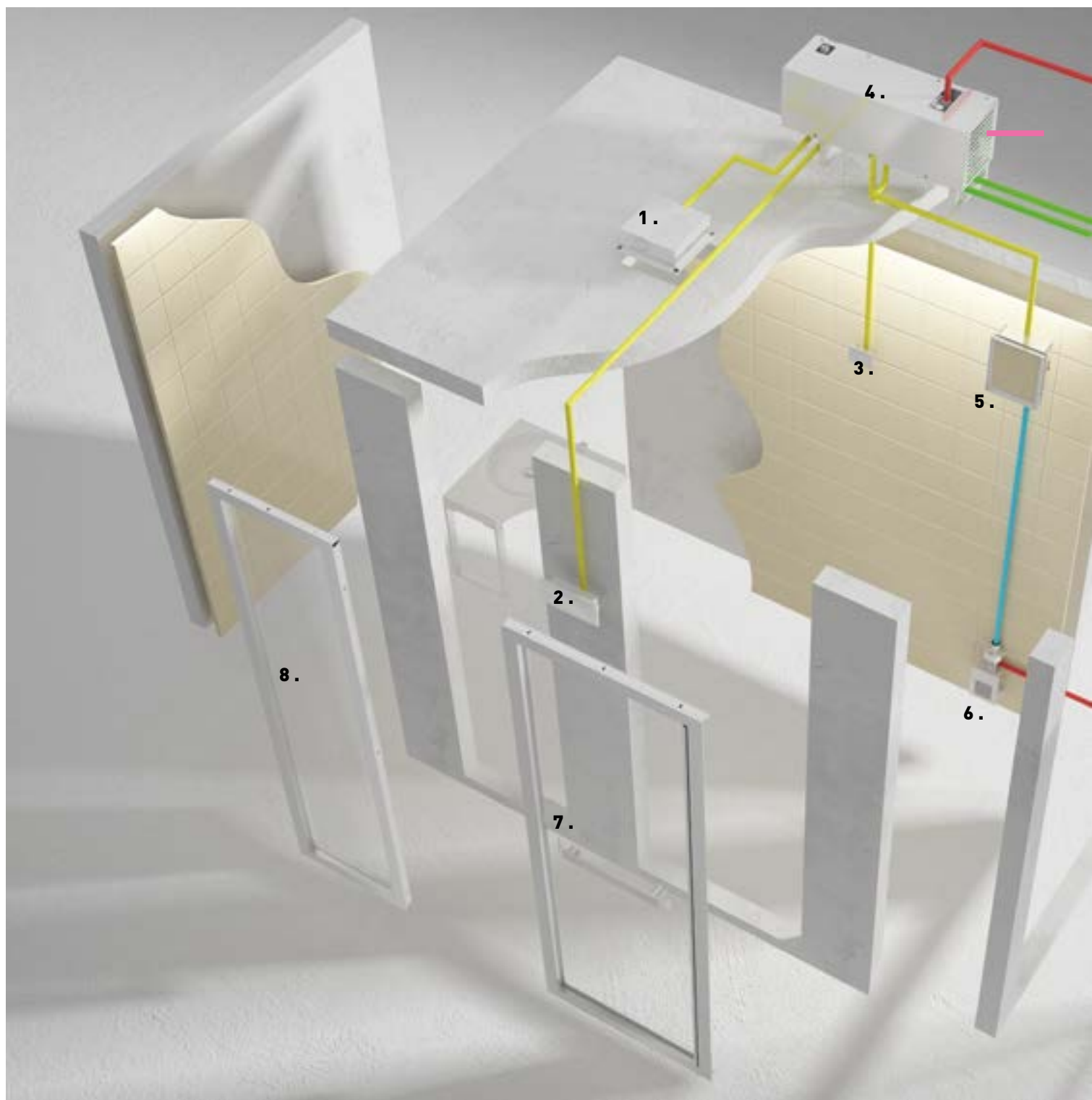







# PASHA

## ANGELETTI RUZZA DESIGN



- |   |   |
|---|---|
| 1. Cromoexperience with Bluetooth audio | 6. Steam outlet with integrated essential oil dispenser |
| 2. Touch control panel                  | 7. Door   |
| 3. Basic control panel                  | 8. Glazing  |
| 4. Steam generator                      |   |
| 5. Recirculation                        |   |





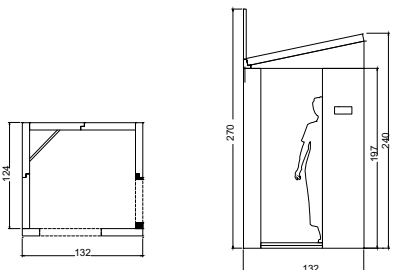
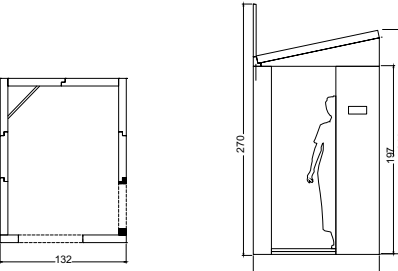
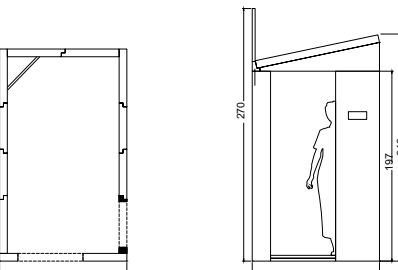
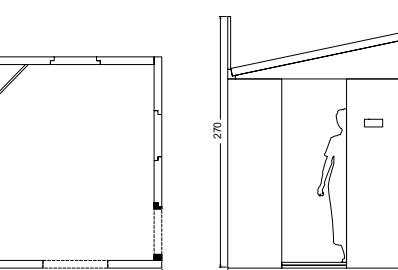
- Electrical connection
- Steam
- Air circulation connection
- Water inlet and outlet and rinsing
- Electrical power supply



Prefabricated cabin for Turkish bath, processed and shaped, complete with levelling compound on both sides (interior + exterior), plus two perimeter fillers to bridge the gap between the ceiling of the structure and the ceiling of the room (up to a maximum height of 270 cm).

The cabin will be made up of prefabricated modular high density EPS foam panels, 8 cm thick, previously shaped, with fittings. The prefabricated structure is rectangular shaped, and it includes all the perimeter walls and is designed to accommodate two apertures.

- Components supplied: walls and sloping roof, designed to accommodate 1 door, 1 window and accessories for the operation of the Turkish bath, mesh for the levelling of adjacent panels and polyurethane glue. Corner tall unit included, designed to house specific Turkish bath components, the steam outlet and the recirculating fan.
- Floor: not supplied since the cabin is designed to be glued straight onto the concrete. Always arrange drainage flooring and a drain system.
- Installation: installation requires a small quantity of levelling compound and a waterproofing treatment (not supplied).
- Tiling: the cabin is supplied with levelling compound and is suitable for the subsequent application of mosaics or tiles measuring between 1 and 15 mm in thickness. The ceiling can be tiled with or painted with humidity-proof products.
- Includes aluminium plate inset beneath the levelling along the perimeter of the door and window.
- Includes the assembly kit consisting of the correct quantity of plastic disks and polyurethane glue.
- Due to its construction, the prefabricated structure does not require the thermal insulation kit K135 - K136 - K137 (on page 20).
- **Always specify at the time of order/quote request whether the prefabricated structure is to be fitted with an equipped shower panel with Turkish bath (P551S, P552S, P548S).**
- **Every structure is built according to the diagram provided by the customer to adapt to the actual space available. See prices below.**
- **For structures with dimensions not covered by the four types envisaged herein, feasibility and pricing are available upon request.**

			€
	HP01 - - - -	Up to 132x124x240 cm exterior	4.200,00
	HP02 - - - -	Up to 132x172x240 cm exterior	4.650,00
	HP03 - - - -	Up to 132x220x240 cm exterior	5.150,00
	HP04 - - - -	Up to 180x220x240 cm exterior	6.100,00

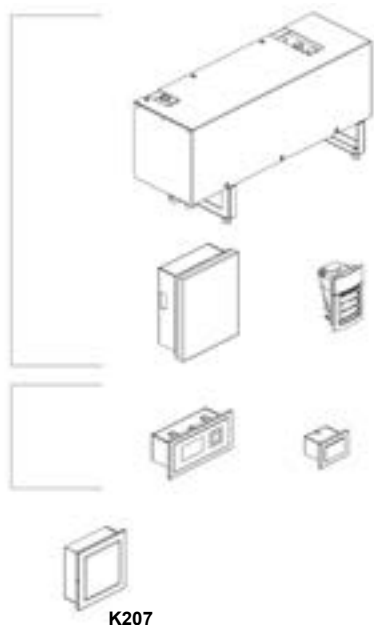
This page is intended to represent a suggested configuration.

For the correct evaluation of the possible variants and for any orders, always refer to the relevant pages in the price list.

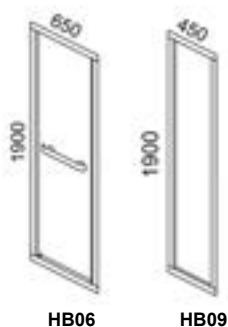


HA 11

K204



K207



HB06

HB09



HL05



K145

## BOILER

	POWER	UNIT VOLUME (MAX cubic metres)	
HA 11 - - -	2.5 kW	2.3	2.870,00

### PRE-INSTALLATION KIT (compulsory)

K190 - - -	Boiler pre-installation kit. Can be ordered separately	370,00
------------	--	--------

Stainless steel steam generator:  
Automatic end-of-cycle rinsing system  
"Intelligent" power adjustment  
Home automation system interface capability  
Designed to receive external alarms  
Time-controllable supply to an external appliance up to 200 W max  
Controls up to two chromotherapy ceiling lights  
Operates together with recirculating fan with integrated temperature sensor  
and with steam outlet with integrated essential oil dispenser

## CONTROL PANELS

K204 - - -	Waterproof TOUCH technology control panel, with icon-based menu, high-visibility backlit display, daily and weekly programming settings, polished stainless steel frame and TOUCH technology secondary control panel for controlling the main functions, which can be installed internally or externally as desired, on the basis of user requirements.	970,00
K195 - - -	Pre-installation kit compulsory. Can be ordered separately	100,00

## CROMOEXPERIENCE

K207 - - 1 -	Chromotherapy ceiling light featuring RGB LED technology with 4 automatic programmes, 9 fixed colours and white light, polished stainless steel frame	760,00
K197 - - -	Pre-installation kit compulsory. Can be ordered separately	12,00

## DOOR AND GLAZING

HB06 - - -	Door L = 650	1.240,00
HB09 - - -	Glazing L = 450	840,00

## INTERIOR FURNISHINGS

HL05 - - -	Wall-mounted corner wash basin	560,00
RH01 - - -	Cold water tap	180,00
K146 - - -	Décor siphon	90,00
K145 - - -	Fold-down seat	500,00

## Total

8.492,00

The price includes:  
all parts required to build the finished product.  
It does not include:  
construction works, assembly, insulation and cladding, to be carried out on site.

This page is intended to represent a suggested configuration.

For the correct evaluation of the possible variants and for any orders, always refer to the relevant pages in the price list.



## BOILER

	POWER	UNIT VOLUME (MAX cubic metres)	
HA 13- - -	4.5 kW	4.5	2.870,00

### PRE-INSTALLATION KIT (compulsory)

K190 - - - -	Boiler pre-installation kit. Can be ordered separately	370,00
--------------	--	--------

Stainless steel steam generator:  
Automatic end-of-cycle rinsing system  
"Intelligent" power adjustment  
Home automation system interface capability  
Designed to receive external alarms  
Time-controllable supply to an external appliance up to 200 W max  
Controls up to two chromotherapy ceiling lights  
Operates together with recirculating fan with integrated temperature sensor and with steam outlet with integrated essential oil dispenser

## CONTROL PANELS

K204 - - - -	Waterproof TOUCH technology control panel, with icon-based menu, high-visibility backlit display, daily and weekly programming settings, polished stainless steel frame and TOUCH technology secondary control panel for controlling the main functions, which can be installed internally or externally as desired, on the basis of user requirements.	970,00
K195 - - - -	Pre-installation kit compulsory. Can be ordered separately	100,00

## CROMOEXPERIENCE - AUDIO

K205 - - 1 -	Chromotherapy ceiling light featuring RGB LED technology with 4 automatic programmes, 9 fixed colours and white light, an integrated audio system with high-quality speakers suitable for "marine use" and HI-FI stereo amplification Bluetooth system and decorative Duralight frame	2.250,00
K196 - - - -	Pre-installation kit compulsory. Can be ordered separately	12,00

## DOOR AND GLAZING

HB07 - - - -	Door and fixed glass panel combination L = 1,050	1.700,00
HB10 - - - -	Glazing L = 900	1.110,00

## INTERIOR FURNISHINGS

HL05 - - - -	Wall-mounted corner wash basin	560,00
RH01 - - - -	Cold water tap	180,00
K146 - - - -	Décor siphon	90,00
K145 - - - -	Fold-down seat	500,00

## Total

10.712,00

The price includes:  
all parts required to build the finished product.  
It does not include:  
construction works, assembly, insulation and cladding, to be carried out on site.

HA 13

K204

K205

HB07

HB10

HL05

K145

This page is intended to represent a suggested configuration.

For the correct evaluation of the possible variants and for any orders, always refer to the relevant pages in the price list.



## BOILER

	POWER	UNIT VOLUME (MAX cubic metres)	
<b>HA 15 - - -</b>	9.0 kW	9.5	<b>2.870,00</b>

### PRE-INSTALLATION KIT (compulsory)

<b>K190 - - - -</b>	Boiler pre-installation kit. Can be ordered separately	<b>370,00</b>
---------------------	--	---------------

Stainless steel steam generator:  
Automatic end-of-cycle rinsing system  
"Intelligent" power adjustment  
Home automation system interface capability  
Designed to receive external alarms  
Time-controllable supply to an external appliance up to 200 W max  
Controls up to two chromotherapy ceiling lights  
Operates together with recirculating fan with integrated temperature sensor and with steam outlet with integrated essential oil dispenser

## CONTROL PANELS

<b>K204 - - - -</b>	Waterproof TOUCH technology control panel, with icon-based menu, high-visibility backlit display, daily and weekly programming settings, polished stainless steel frame and TOUCH technology secondary control panel for controlling the main functions, which can be installed internally or externally as desired, on the basis of user requirements.	<b>970,00</b>
---------------------	---	---------------

<b>K195 - - - -</b>	Pre-installation kit compulsory. Can be ordered separately	<b>100,00</b>
---------------------	--	---------------

## CROMOEXPERIENCE - AUDIO

<b>K205 - - 1 -</b>	Chromotherapy ceiling light featuring RGB LED technology with 4 automatic programmes, 9 fixed colours and white light, an integrated audio system with high-quality speakers suitable for "marine use" and HI-FI stereo amplification Bluetooth system and decorative Duralight frame	<b>2.250,00</b>
---------------------	---	-----------------

<b>K196 - - - -</b>	Pre-installation kit compulsory. Can be ordered separately	<b>12,00</b>
---------------------	--	--------------

## DOOR AND GLAZING

<b>HB06 - - - -</b>	Door L = 650	<b>1.240,00</b>
<b>HB10 - - - -</b>	Glazing L = 900	<b>1.110,00</b>
<b>HB09 - - - -</b>	Glazing L = 450	<b>840,00</b>
<b>HB09 - - - -</b>	Glazing L = 450	<b>840,00</b>
<b>HB09 - - - -</b>	Glazing L = 450	<b>840,00</b>

## INTERIOR FURNISHINGS

<b>HL01 - - - -</b>	Wall-mounted rectangular wash basin	<b>450,00</b>
<b>RH01 - - - -</b>	Cold water tap	<b>180,00</b>
<b>K146 - - - -</b>	Décor siphon	<b>90,00</b>
<b>K143 - - - -</b>	Multiple seat	<b>1.270,00</b>

### Total

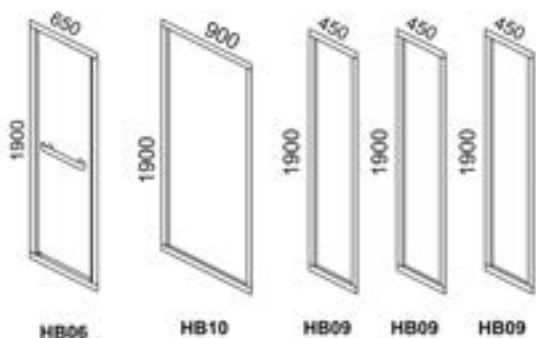
**13.432,00**

The price includes:  
all parts required to build the finished product.  
It does not include:  
construction works, assembly, insulation and cladding, to be carried out on site.

HA 15

K204

K205



HB06

HB10

HB09

HB09

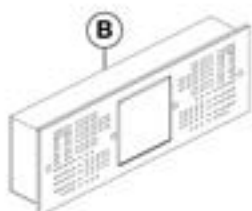
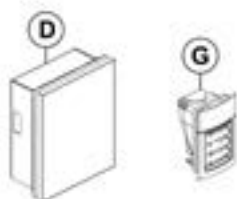
HB09

HL01

K143



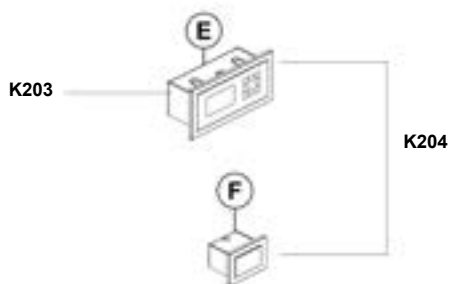
HA 11  
HA 12  
HA 13  
HA 14  
HA 15



K205  
K206



K207



K203

K204

- A Steam generator  
B Cromoexperience with Bluetooth audio  
C Cromoexperience  
D Recirculation  
E Touch control panel  
F Basic control panel  
G Steam outlet with integrated essential oil dispenser

## BOILER

	POWER	UNIT VOLUME (MAX cubic metres)	
HA 11	2.5 kW	2.3	2.870,00
HA 12	3.0 kW	3.5	2.870,00
HA 13	4.5 kW	4.5	2.870,00
HA 14	6.0 kW	6.5	2.870,00
HA 15	9.0 kW	9.5	2.870,00

### PRE-INSTALLATION KIT (compulsory)

K190	Boiler pre-installation kit. Can be ordered separately	370,00
------	--	--------

### FEATURES

Stainless steel steam generator:  
Automatic end-of-cycle rinsing system  
"Intelligent" power adjustment  
Home automation system interface capability  
Designed to receive external alarms  
Time-controllable supply to an external appliance up to 200 W max  
Controls up to two chromotherapy ceiling lights  
Operates together with the circulating fan with integrated temperature sensor and with steam outlet with integrated essential oil dispenser

## CONTROL PANELS (one version compulsory)

K203	Waterproof TOUCH technology control panel, with icon-based menu, high-visibility backlit display, daily and weekly programming settings, polished stainless steel frame	770,00
K194	Pre-installation kit compulsory. Can be ordered separately.	41,00

K204	Waterproof TOUCH technology control panel, with icon-based menu, high-visibility backlit display, daily and weekly programming settings, polished stainless steel frame and TOUCH technology secondary control panel for controlling the main functions, which can be installed internally or externally as desired, on the basis of user requirements.	970,00
K195	Pre-installation kit compulsory. Can be ordered separately.	100,00

### OPTIONAL

K119	Extension cable for control panel (if the K203 is positioned more than 4 metres away from the steam generator)	42,00
------	---	-------

## CROMOEXPERIENCE - AUDIO (one version compulsory)

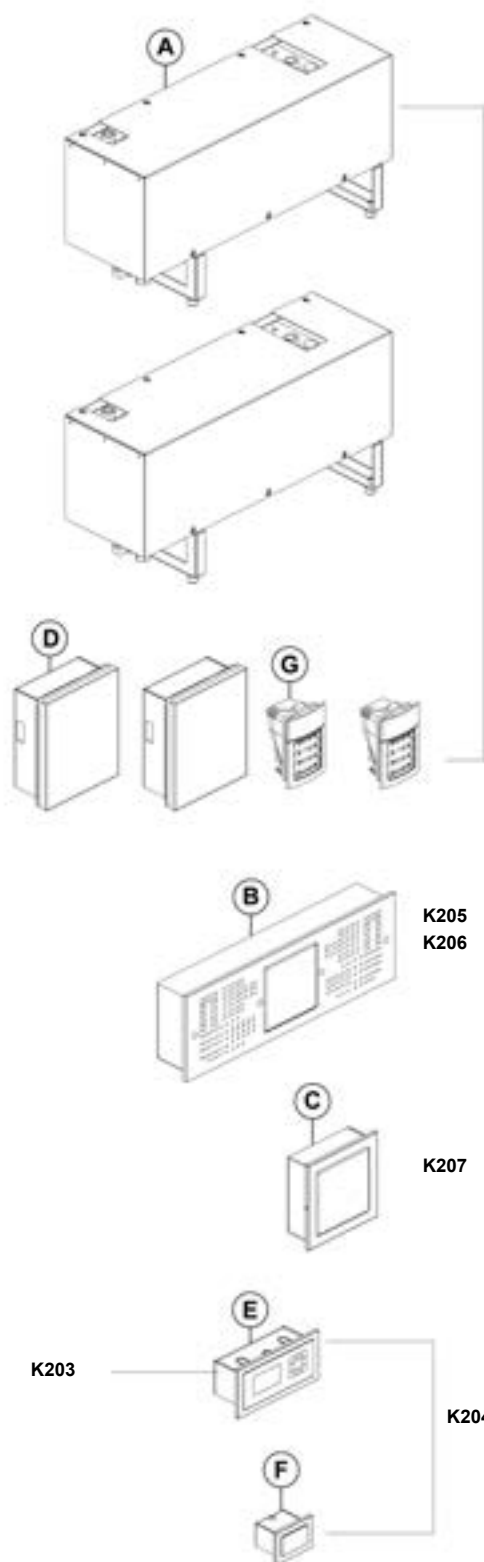
K205 - - 1 -	Chromotherapy ceiling light featuring RGB LED technology with 4 automatic programmes, 9 fixed colours and white light, an integrated audio system with high-quality speakers suitable for "marine use" and HI-FI stereo amplification Bluetooth system and decorative Duralight frame <b>For use with at most one K206 or K207 ceiling light</b>	2.250,00
K196	Pre-installation kit compulsory. Can be ordered separately.	12,00

K206 - - 1 -	Chromotherapy ceiling light featuring RGB LED technology with 4 automatic programmes, 9 fixed colours and white light, and decorative Duralight frame <b>Without the K205, up to 2 units can be installed, specifying the quantity in the penultimate field of the code</b>	1.050,00
K196	Pre-installation kit compulsory. Can be ordered separately.	12,00

K207 - - 1 -	Chromotherapy ceiling light featuring RGB LED technology with 4 automatic programmes, 9 fixed colours and white light, polished stainless steel frame <b>Without the K205, up to 2 units can be installed, specifying the quantity in the penultimate field of the code</b>	760,00
K197	Pre-installation kit compulsory. Can be ordered separately.	12,00

### OPTIONAL

K122	Supplementary 3-metre air pipe	21,00
------	--------------------------------	-------


HA 16  
HA 17

K205  
K206

K207

K204

- A Steam generator  
B Cromoexperience with Bluetooth audio  
C Cromoexperience  
D Recirculation  
E Touch control panel  
F Basic control panel  
G Steam outlet with integrated essential oil dispenser

## BOILER

	POWER	UNIT VOLUME (MAX cubic metres)	
HA 16 - - - -	12 kW	16	6.150,00
HA 17 - - - -	18 kW	21	6.150,00

## PRE-INSTALLATION KIT (compulsory)

K191 - - - -	Boiler pre-installation kit. Can be ordered separately	370,00
--------------	--	--------

## FEATURES

Stainless steel steam generator:  
Automatic end-of-cycle rinsing system  
"Intelligent" power adjustment  
Home automation system interface capability  
Designed to receive external alarms  
Time-controllable supply to two external appliances up to 200 W max  
Controls up to four chromotherapy ceiling lights  
Operates together with two circulating fans with integrated temperature sensor and two steam outlets with integrated essential oil dispenser

## CONTROL PANELS (one version compulsory)

K203 - - - -	Waterproof TOUCH technology control panel, with icon-based menu, high-visibility backlit display, daily and weekly programming settings, polished stainless steel frame	770,00
K194 - - - -	Pre-installation kit compulsory. Can be ordered separately.	41,00
K204 - - - -	Waterproof TOUCH technology control panel, with icon-based menu, high-visibility backlit display, daily and weekly programming settings, polished stainless steel frame and TOUCH technology secondary control panel for controlling the main functions, which can be installed internally or externally as desired, on the basis of user requirements.	970,00
K195 - - - -	Pre-installation kit compulsory. Can be ordered separately.	100,00

## OPTIONAL

K119 - - - -	Extension cable for control panel (if the K203 is positioned more than 4 metres away from the steam generator)	42,00
--------------	--	-------

## CROMOEXPERIENCE - AUDIO (one version compulsory)

K205 - - 1 -	Chromotherapy ceiling light featuring RGB LED technology with 4 automatic programmes, 9 fixed colours and white light, an integrated audio system with high-quality speakers suitable for "marine use" and HI-FI stereo amplification Bluetooth system and decorative Duralight frame <b>For use with at most three K206 or K207 ceiling lights</b>	2.250,00
K196 - - - -	Pre-installation kit compulsory. Can be ordered separately.	12,00
K206 - - 1 -	Chromotherapy ceiling light featuring RGB LED technology with 4 automatic programmes, 9 fixed colours and white light, and decorative Duralight frame <b>In combination with the K205, up to 3 units can be installed. Without the K205, up to 4 units can be installed, specifying the quantity in the penultimate field of the code</b>	1.050,00
K196 - - - -	Pre-installation kit compulsory. Can be ordered separately.	12,00
K207 - - 1 -	Chromotherapy ceiling light featuring RGB LED technology with 4 automatic programmes, 9 fixed colours and white light, polished stainless steel frame <b>In combination with the K205, up to 3 units can be installed. Without the K205, up to 4 units can be installed, specifying the quantity in the penultimate field of the code</b>	760,00
K197 - - - -	Pre-installation kit compulsory. Can be ordered separately.	12,00

## OPTIONAL

K122 - - - -	Supplementary 3-metre air pipe	21,00
--------------	--------------------------------	-------



## BOILER

	POWER	UNIT VOLUME (MAX cubic metres)	
<b>HA 18</b> - - - -	27 kW	32	<b>9.400,00</b>

### PRE-INSTALLATION KIT (compulsory)

<b>K192</b> - - - -	Boiler pre-installation kit. Can be ordered separately	<b>370,00</b>
---------------------	--	---------------

### FEATURES

Stainless steel steam generator:  
Automatic end-of-cycle rinsing system  
"Intelligent" power adjustment  
Home automation system interface capability  
Designed to receive external alarms  
Time-controllable supply to three external appliances up to 200 W max  
Controls up to six chromotherapy ceiling lights  
Operates together with three recirculating fans  
with integrated temperature sensor  
and three steam outlets  
with integrated essential oil dispenser

## CONTROL PANELS (one version compulsory)

<b>K203</b> - - - -	Waterproof TOUCH technology control panel, with icon-based menu, high-visibility backlit display, daily and weekly programming settings, polished stainless steel frame	<b>770,00</b>
---------------------	---	---------------

<b>K194</b> - - - -	Pre-installation kit compulsory. Can be ordered separately.	<b>41,00</b>
---------------------	---	--------------

<b>K204</b> - - - -	Waterproof TOUCH technology control panel, with icon-based menu, high-visibility backlit display, daily and weekly programming settings, polished stainless steel frame and	<b>970,00</b>
---------------------	---	---------------

<b>K195</b> - - - -	TOUCH technology secondary control panel for controlling the main functions, which can be installed internally or externally as desired, on the basis of user requirements. Pre-installation kit compulsory. Can be ordered separately.	<b>100,00</b>
---------------------	---	---------------

### OPTIONAL

<b>K119</b> - - - -	Extension cable for control panel (if the K203 is positioned more than 4 metres away from the steam generator)	<b>42,00</b>
---------------------	--	--------------

## CROMOEXPERIENCE - AUDIO (one version compulsory)

<b>K205</b> - - 1 -	Chromotherapy ceiling light featuring RGB LED technology with 4 automatic programmes, 9 fixed colours and white light, an integrated audio system with high-quality speakers suitable for "marine use" and HI-FI stereo amplification Bluetooth system and decorative Duralight frame	<b>2.250,00</b>
---------------------	---	-----------------

<b>K196</b> - - - -	<b>For use with at most five K206 or K207 ceiling lights</b> Pre-installation kit compulsory. Can be ordered separately.	<b>12,00</b>
---------------------	---	--------------

<b>K206</b> - - 1 -	Chromotherapy ceiling light featuring RGB LED technology with 4 automatic programmes, 9 fixed colours and white light, and decorative Duralight frame <b>In combination with the K205, up to 5 units can be installed. Without the K205, up to 6 units can be installed, specifying the quantity in the penultimate field of the code</b>	<b>1.050,00</b>
---------------------	--	-----------------

<b>K196</b> - - - -	Pre-installation kit compulsory. Can be ordered separately.	<b>12,00</b>
---------------------	---	--------------

<b>K207</b> - - 1 -	Chromotherapy ceiling light featuring RGB LED technology with 4 automatic programmes, 9 fixed colours and white light, polished stainless steel frame <b>In combination with the K205, up to 5 units can be installed. Without the K205, up to 6 units can be installed, specifying the quantity in the penultimate field of the code</b>	<b>760,00</b>
---------------------	--	---------------

<b>K197</b> - - - -	Pre-installation kit compulsory. Can be ordered separately.	<b>12,00</b>
---------------------	---	--------------

### OPTIONAL

<b>K122</b> - - - -	Supplementary 3-metre air pipe	<b>21,00</b>
---------------------	--------------------------------	--------------

HA 18

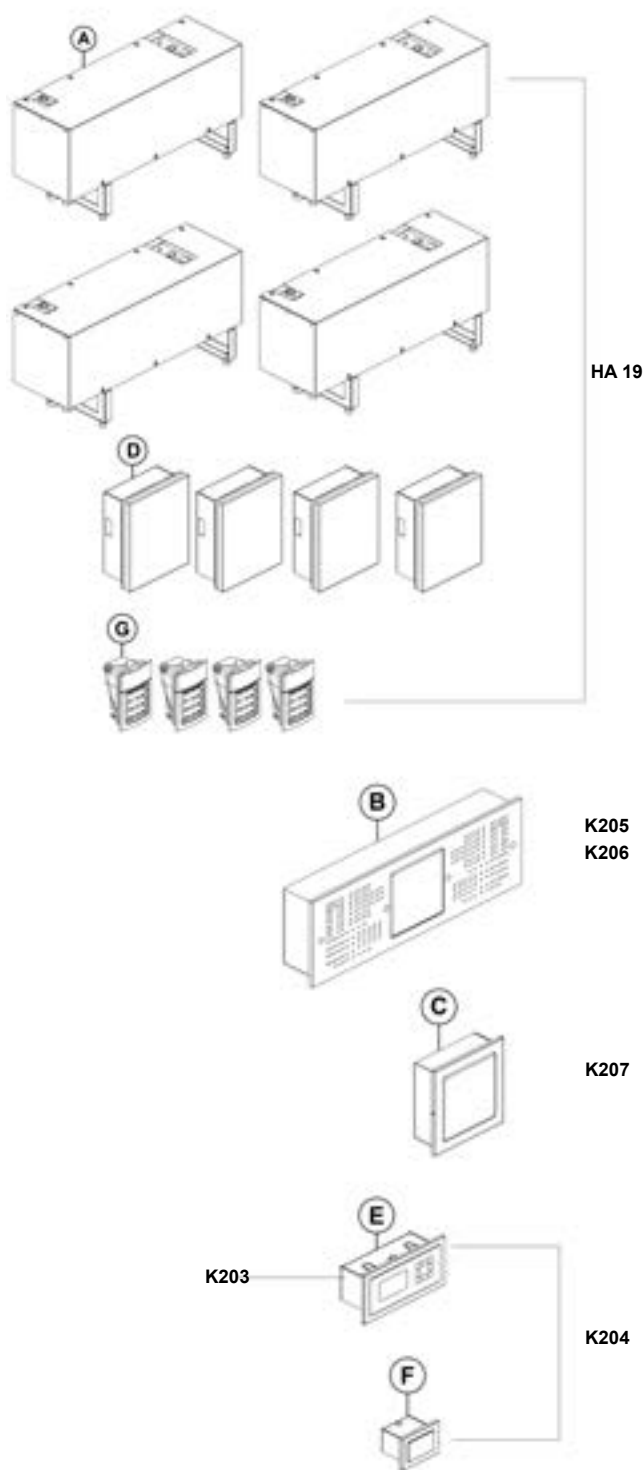
K205  
K206

K207

K204

K203

- A Steam generator
- B Cromoexperience with Bluetooth audio
- C Cromoexperience
- D Recirculation
- E Touch control panel
- F Basic control panel
- G Steam outlet with integrated essential oil dispenser



- A Steam generator
- B Cromoexperience with Bluetooth audio
- C Cromoexperience
- D Recirculation
- E Touch control panel
- F Basic control panel
- G Steam outlet with integrated essential oil dispenser

## BOILER

	POWER	UNIT VOLUME (MAX cubic metres)	
HA 19 - - - -	36 kW	44	12.650,00

### PRE-INSTALLATION KIT (compulsory)

K193 - - - -	Boiler pre-installation kit. Can be ordered separately	370,00
--------------	--	--------

### FEATURES

Stainless steel steam generator:  
Automatic end-of-cycle rinsing system  
"Intelligent" power adjustment  
Home automation system interface capability  
Designed to receive external alarms  
Time-controllable supply to four external appliances up to 200 W max  
Controls up to eight chromotherapy ceiling lights  
Operates together with four recirculating fans  
with integrated temperature sensor  
and four steam outlets  
with integrated essential oil dispenser

## CONTROL PANELS (one version compulsory)

K203 - - - -	Waterproof TOUCH technology control panel, with icon-based menu, high-visibility backlit display, daily and weekly programming settings, polished stainless steel frame	770,00
K194 - - - -	Pre-installation kit compulsory. Can be ordered separately.	41,00
K204 - - - -	Waterproof TOUCH technology control panel, with icon-based menu, high-visibility backlit display, daily and weekly programming settings, polished stainless steel frame and TOUCH technology secondary control panel for controlling the main functions, which can be installed internally or externally as desired, on the basis of user requirements.	970,00
K195 - - - -	Pre-installation kit compulsory. Can be ordered separately.	100,00

### OPTIONAL

K119 - - - -	Extension cable for control panel (if the K203 is positioned more than 4 metres away from the steam generator)	42,00
--------------	--	-------

## CROMOEXPERIENCE - AUDIO (one version compulsory)

K205 - - 1 -	Chromotherapy ceiling light featuring RGB LED technology with 4 automatic programmes, 9 fixed colours and white light, an integrated audio system with high-quality speakers suitable for "marine use" and HI-FI stereo amplification Bluetooth system and decorative Duralight frame <b>For use with at most seven K206 or K207 ceiling lights</b>	2.250,00
K196 - - - -	Pre-installation kit compulsory. Can be ordered separately.	12,00
K206 - - 1 -	Chromotherapy ceiling light featuring RGB LED technology with 4 automatic programmes, 9 fixed colours and white light, and decorative Duralight frame <b>In combination with the K205, up to 7 units can be installed. Without the K205, up to 8 units can be installed, specifying the quantity in the penultimate field of the code</b>	1.050,00
K196 - - - -	Pre-installation kit compulsory. Can be ordered separately.	12,00
K207 - - 1 -	Chromotherapy ceiling light featuring RGB LED technology with 4 automatic programmes, 9 fixed colours and white light, polished stainless steel frame <b>In combination with the K205, up to 7 units can be installed. Without the K205, up to 8 units can be installed, specifying the quantity in the penultimate field of the code</b>	760,00
K197 - - - -	Pre-installation kit compulsory. Can be ordered separately.	12,00

### OPTIONAL

K122 - - - -	Supplementary 3-metre air pipe	21,00
--------------	--------------------------------	-------

## Functions

P551S-P552S  
Turkish bath

Hand shower with anti-limescale function on riser rail

●

Thermostatic mixer

●

Turkish bath

●

Water massage selector

manual

Vertical massage

●

Waterfall effect

○

Air circulation and descaling

●

(200x62 cm)

Duralight colours: (A)

Taps: (N)

€

## Turkish bath



## EQUIPPED DURALIGHT SIDE PANEL WITH TURKISH BATH AND DRAIN, BUILT-IN VERSION

Please specify whether Ø 60 mm or Ø 90 mm drain at the time of order

**P551 S3 4D** Panel with thermostatic mixer tap and 2.9 kW Turkish bath, R/H hinge

3.450,00

**P551 S4 4D** Panel with thermostatic mixer tap and 3.4 kW Turkish bath, R/H hinge

3.950,00

**P551 S5 4D** Panel with thermostatic mixer tap and 4.8 kW Turkish bath, R/H hinge

4.650,00

**P551 S6 4D** Panel with thermostatic mixer tap and 5.8 kW Turkish bath, R/H hinge

5.250,00

**P551 S3 6D** Panel with thermostatic mixer tap and 2.9 kW Turkish bath, L/H hinge

3.450,00

**P551 S4 6D** Panel with thermostatic mixer tap and 3.4 kW Turkish bath, L/H hinge

3.950,00

**P551 S5 6D** Panel with thermostatic mixer tap and 4.8 kW Turkish bath, L/H hinge

4.650,00

**P551 S6 6D** Panel with thermostatic mixer tap and 5.8 kW Turkish bath, L/H hinge

5.250,00

## PRE-INSTALLATION KIT (compulsory)

**K174 - - - -** Pre-installation kit for built-in wall installation of the panel

310,00

For installation at the same time as the hydraulic system. Can be ordered separately



## EQUIPPED DURALIGHT SIDE PANEL WITH TURKISH BATH AND DRAIN, AGAINST THE WALL VERSION

Please specify whether Ø 60 mm or Ø 90 mm drain at the time of order

**P552 S3 4D** Panel with thermostatic mixer tap and 2.9 kW Turkish bath, R/H hinge

3.450,00

**P552 S4 4D** Panel with thermostatic mixer tap and 3.4 kW Turkish bath, R/H hinge

3.950,00

**P552 S5 4D** Panel with thermostatic mixer tap and 4.8 kW Turkish bath, R/H hinge

4.650,00

**P552 S6 4D** Panel with thermostatic mixer tap and 5.8 kW Turkish bath, R/H hinge

5.250,00

**P552 S3 6D** Panel with thermostatic mixer tap and 2.9 kW Turkish bath, L/H hinge

3.450,00

**P552 S4 6D** Panel with thermostatic mixer tap and 3.4 kW Turkish bath, L/H hinge

3.950,00

**P552 S5 6D** Panel with thermostatic mixer tap and 4.8 kW Turkish bath, L/H hinge

4.650,00

**P552 S6 6D** Panel with thermostatic mixer tap and 5.8 kW Turkish bath, L/H hinge

5.250,00

## PRE-INSTALLATION KIT (compulsory)

**K175 - - - -** Kit for "against the wall" installation of the panel.

100,00

For installation at the same time as the hydraulic system. Can be ordered separately

## OPTIONAL

**K176 - - - -** Waterfall effect

270,00

## LIMESCALE REMOVER FOR TURKISH BATH

**0930 - - - -** Limescale remover for Turkish bath (10 boxes containing 6 filters each)

190,00

## CROMOEXPERIENCE - AUDIO see page 18

**NOTES:** The diverter is designed to supply the shower head as well, using a kit which must be ordered separately.  
If the equipped shower panel is not teamed with the CROMOEXPERIENCE function, no on-off button is envisaged.

## Functions

P548S  
TURKISH BATH

Hand shower with anti-limescale function on riser rail	●
Thermostatic mixer	●
Turkish bath	●
Water massage selector	manual
Vertical massage	3 jets
Air circulation and descaling	●

Colours: (9)

Taps: (N)



## Turkish bath



## EQUIPPED SIDE PANEL WITH TURKISH BATH AND DRAIN

Please specify whether Ø 60 mm or Ø 90 mm drain at the time of order

<b>P548 S2 - L</b>	Aluminium panel with thermostatic mixer tap and 2.4 kW Turkish bath	<b>1.910,00</b>
<b>P548 S3 - L</b>	Aluminium panel with thermostatic mixer tap and 2.9 kW Turkish bath	<b>2.120,00</b>
<b>P548 S4 - L</b>	Aluminium panel with thermostatic mixer tap and 3.4 kW Turkish bath	<b>2.660,00</b>

## PRE-INSTALLATION KIT (one of the 2 versions compulsory)

<b>K153 - - - -</b>	Pre-installation kit for built-in wall installation of the panel For installation at the same time as the hydraulic system. Can be ordered separately	<b>260,00</b>
<b>K154 - - - -</b>	Kit for "against the wall" installation of the panel. For installation at the same time as the hydraulic system. Can be ordered separately	<b>270,00</b>

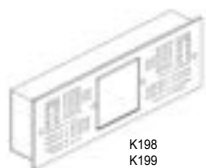
## OPTIONAL

## LIMESCALE REMOVER FOR TURKISH BATH

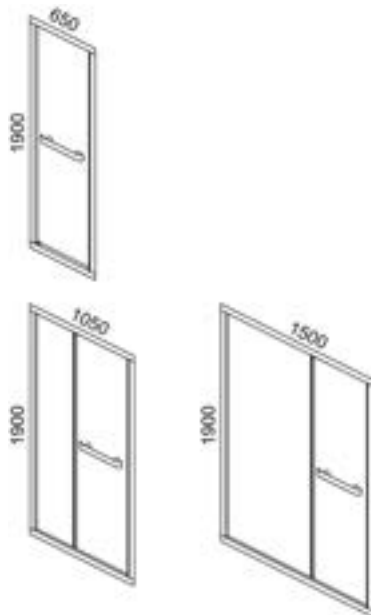
<b>0930 - - - -</b>	Limescale remover for Turkish bath (10 boxes containing 6 filters each)	<b>190,00</b>
---------------------	---	---------------

CROMOEXPERIENCE - AUDIO see page 18

**NOTES:** The diverter is designed to supply the shower head as well, using a kit which must be ordered separately.  
If the equipped shower panel is not teamed with the CROMOEXPERIENCE function, no on-off button is envisaged.

**CROMOEXPERIENCE - AUDIO**

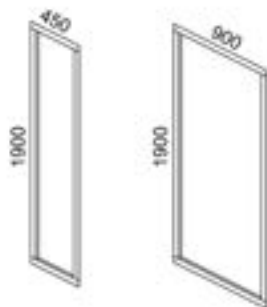
<b>K198 - - 1 -</b>	Chromotherapy ceiling light featuring RGB LED technology with 4 automatic programmes, 9 fixed colours and white light, an integrated audio system with high-quality speakers suitable for "marine use" and HI-FI stereo amplification Bluetooth system and decorative Duralight frame	<b>2.250,00</b>
<b>K202 - - - -</b>	Pre-installation kit compulsory. Can be ordered separately.	<b>12,00</b>
<b>K199 - - 1 -</b>	Chromotherapy ceiling light featuring RGB LED technology with 4 automatic programmes, 9 fixed colours and white light, and decorative Duralight frame	<b>1.050,00</b>
<b>K202 - - - -</b>	Pre-installation kit compulsory. Can be ordered separately.	<b>12,00</b>
<b>K200 - - 1 -</b>	Chromotherapy ceiling light featuring RGB LED technology with 4 automatic programmes, 9 fixed colours and white light, polished stainless steel frame	<b>760,00</b>
<b>K208 - - - -</b>	Pre-installation kit compulsory. Can be ordered separately.	<b>12,00</b>

**DOORS**

<b>HB06</b>	----	Door L = 650	<b>1.240,00</b>
<b>HB07</b>	----	Door and fixed glass panel combination L = 1,050	<b>1.700,00</b>
<b>HB08</b>	----	Door and fixed glass panel combination L = 1,500	<b>1.990,00</b>

**FEATURES**

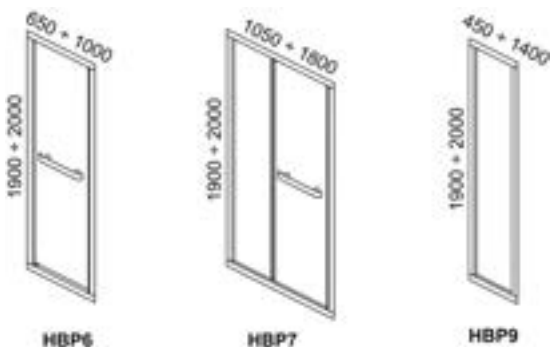
Polished aluminium finish  
 Reversible (can open to the left or right)  
 Door aperture of 535 mm  
 6 mm thick tempered glass

**GLAZING**

<b>HB09</b>	----	Glazing L = 450	<b>840,00</b>
<b>HB10</b>	----	Glazing L = 900	<b>1.110,00</b>

**FEATURES**

Polished aluminium finish  
 6 mm thick tempered glass

**CUSTOMISATION**

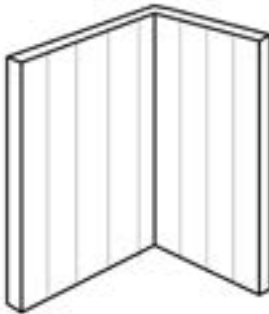
<b>HBP6</b>	----	Door L = 650 + 1,000 - H = 1,900 + 2,000	<b>1.730,00</b>
<b>HBP7</b>	----	Door and fixed glass panel combination L = 1,050 + 1,800 - H = 1,900 + 2,000	<b>2.730,00</b>
<b>HBP9</b>	----	Glazing L = 450 + 1,400 - H = 1,900 + 2,000	<b>1.570,00</b>

**FEATURES**

Polished aluminium finish  
 Reversible (can open to the left or right)  
 6 mm thick tempered glass

**N.B.:**

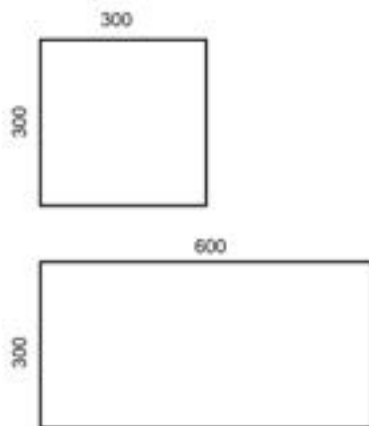
Dimensions can be adjusted to the nearest cm.  
 In the door and fixed glass panel combination, the door dimensions are standard (535 mm), and the customisation is always carried out on the fixed side.

**INSULATION KIT**

<b>K135</b> - - - -	Insulation kit to cover up to 12 m <sup>2</sup> (16 panels measuring 120 x 60 cm)	<b>1.560,00</b>
<b>K136</b> - - - -	Insulation kit to cover up to 15 m <sup>2</sup> (20 panels measuring 125 x 60 cm)	<b>1.870,00</b>
<b>K137</b> - - - -	Insulation kit to cover up to 21 m <sup>2</sup> (28 panels measuring 125 x 60 cm)	<b>2.590,00</b>

**FEATURES**

3 cm thick  
sandwich with extruded polystyrene core  
mortar can be applied to both sides  
fibreglass mesh reinforcement  
eco-friendly mineral adhesive  
mechanical fixings  
polypropylene sealing tape  
eco-friendly waterproofer

**DURALIGHT TILES**

<b>K163</b> - - - -	Duralight 30 x 30 cm tiles (12 units)	<b>550,00</b>
<b>K162</b> - - - -	Duralight 30 x 60 cm tiles (6 units)	<b>500,00</b>

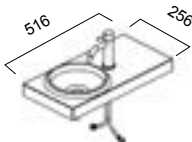
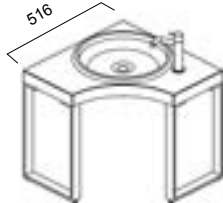
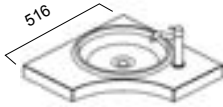

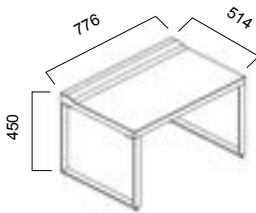
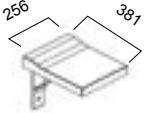
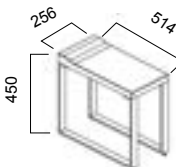

**FEATURES**

0.6 cm thick

**GLUE - FILLER**


<b>K166</b> - - - -	Eco-friendly organic mineral adhesive (suitable for gluing 3 m <sup>2</sup> of tiles)	<b>120,00</b>
<b>K167</b> - - - -	Eco-friendly white organic filler (suitable for: 30 m <sup>2</sup> of 30 x 30 tiles with 2 mm joints, 40 m <sup>2</sup> of 30 x 60 tiles with 2 mm joints)	<b>60,00</b>











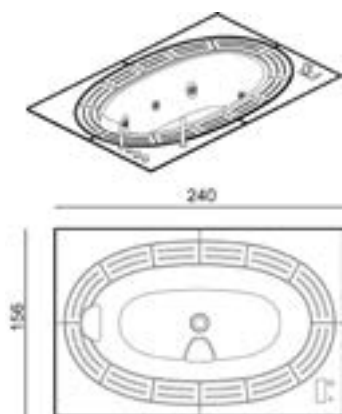
<div><div><div><div>HL02</div></div><div><div>HL04</div></div><div><div>HL06</div></div></div></div>	<div><div>WASH BASINS</div><div><div><div><div>HL01</div><div>----</div><div>Wall-mounted rectangular wash basin</div><div>450,00</div></div><div><div>HL02</div><div>----</div><div>Wall-mounted rectangular wash basin with tap hole</div><div>450,00</div></div><div><div>HL03</div><div>----</div><div>Sit-on corner wash basin</div><div>1.180,00</div></div><div><div>HL04</div><div>----</div><div>Sit-on corner wash basin with tap hole</div><div>1.180,00</div></div><div><div>HL05</div><div>----</div><div>Wall-mounted corner wash basin</div><div>560,00</div></div><div><div>HL06</div><div>----</div><div>Wall-mounted corner wash basin with tap hole</div><div>570,00</div></div></div><div><div>FEATURES</div><div>White Duralight material</div><div>Stainless steel frame</div></div></div></div>
<div><div><div>RH01</div></div></div>	<div><div>TAPS</div><div><div><div><div>RH01</div><div>----</div><div>Cold water tap</div><div>180,00</div></div><div><div>RH02</div><div>----</div><div>Mixer tap</div><div>190,00</div></div><div><div>K146</div><div>----</div><div>Décor siphon</div><div>90,00</div></div></div><div><div>FEATURES</div><div>Polished steel finish</div></div></div></div>
<div><div><div><div><div><div>K143</div></div><div><div>K145</div></div><div><div>K144</div></div><div><div>K149</div></div></div></div></div></div>	<div><div>SEATS</div><div><div><div><div>K143</div><div>----</div><div>Multiple Duralight seat</div><div>1.270,00</div></div><div><div>K144</div><div>----</div><div>Individual Duralight seat</div><div>680,00</div></div><div><div>K145</div><div>----</div><div>Fold-down Duralight seat</div><div>500,00</div></div><div><div>K149</div><div>----</div><div>Fold-down polyurethane seat</div><div>180,00</div></div></div><div><div>FEATURES</div><div>White Duralight for K143 - K144 - K145</div><div>Stainless steel frames for K143 - K144</div><div>Anodised aluminium frame for K145 - K149</div><div>N.B.: K145 and K149 cannot be installed in the Pasha prefabricated structure.</div></div></div></div>

SORGENTE

LENCI DESIGN



Shell colour		Visible parts		
	White (A)		White (A)	
Shell colour		Visible parts		
	Pearl grey (U)		Pergamon (R)	
Natural Stone covering				
	Slate grey (M1)	Pierre gris (M2)	Cognac (M3)	Absolute black (M4)
Marine plywood covering laminated with painted oak				
	Limed effect	Anthracite effect	Wengé effect	



Functions	S01	S02
Cromoexperience function	●	●
8 Hydrosilence whirlpool jets	○	○
(Hydrosilence) recirculation system with central jet on the base of the tub	●	●
Water level check	●	●
Touch control panel with display	●	●
Remote control	●	●
Automatic filling	○	● (*)
Cartridge filtration	●	●
Manual water chemical treatment kit	○	
Salt-based automatic water treatment (AWT)		●
Magnetic headrest	○	○
Drain column with concealed overflow	●	●
Covered side inspection panel	○	○
Water outlet in the tub built into the handle	●	●
Taps	○	○
Water capacity*	530 l.	530 l.

○ = optional \* = at overflow level (^) = compulsory for S02

(240x156 cm)

COLOURS AND  
FINISHES

Shell: (A) (U)  
Visible parts: (A) on white tub, (R) on pearl grey tub  
Covering caps interior: Matt black

€

(A)

(U)

## S01

<b>S01 - AA 0 -</b>	Coverable tub with recirculation system, heater and light	<b>11.500,00</b>	<b>12.100,00</b>
<b>S01 - AB 0 -</b>	Coverable tub with recirculation system, WHIRLPOOL, heater and light	<b>13.750,00</b>	<b>14.300,00</b>
NATURAL STONE covering: M1-M2-M3-M4 MARINE PLYWOOD covering laminated with painted oak: limed effect, anthracite, wengé			

## S02

With automatic water treatment (AWT)

<b>S02 - AC 0 -</b>	Coverable tub with recirculation system, heater, light and automatic water treatment	<b>13.300,00</b>	<b>13.850,00</b>
<b>S02 - AD 0 -</b>	Coverable tub with recirculation system, WHIRLPOOL, heater, light and automatic water treatment	<b>15.550,00</b>	<b>16.100,00</b>
NATURAL STONE covering: M2-M3-M4 MARINE PLYWOOD covering laminated with painted oak: limed effect, anthracite, wengé			
<b>6035 - - - -</b>	Automatic filling (compulsory for S02)		<b>990,00</b>

## OPTIONAL

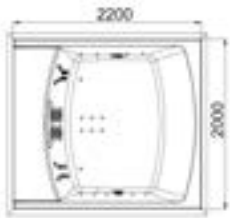
<b>COVERINGS</b>			
<b>RMS0 - - - -</b>	External covering in NATURAL STONE		<b>6.400,00</b>
<b>RLS0 - - - -</b>	External MARINE PLYWOOD covering laminated with painted oak: limed effect, anthracite, wengé - slip-resistant treatment		<b>2.690,00</b>
<b>TAPS</b>			
<b>RS01 - - - -</b>	Taps - chrome colour (pull-out hand shower with flexible hose, flow diverter)		<b>700,00</b>
<b>6035 - - - -</b>	Automatic filling (compulsory for S02)		<b>990,00</b>
<b>ACCESSORIES</b>			
<b>6038 - - - -</b>	Coverable front panel		<b>460,00</b>
<b>6033 - - - -</b>	2 headrests		<b>410,00</b>
<b>6034 - - - -</b>	Anti-condensation cover		<b>530,00</b>
<b>EXPENDABLE MATERIALS</b>			
<b>6036 - - - -</b>	2 cartridge filters		<b>190,00</b>
<b>6012 - - - -</b>	Automatic water treatment (AWT) products		<b>180,00</b>
<b>6037 - - - -</b>	Manual oxygen-based chemical water treatment kit		<b>90,00</b>
<b>6008 - - - -</b>	Cleaning Kit (natural stone care)		<b>160,00</b>
<b>SANITISING SOLUTION</b>			
<b>0906 - - - -</b>	Sanitising solution (pack of six 250 cc bottles)		<b>60,00</b>

SEASIDE



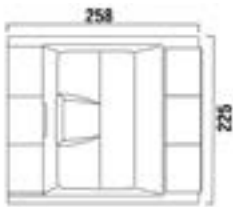
**SEASIDE 641**  
**TALOCCI DESIGN**

220x200 cm **PAGE 30**



**SEASIDE 640**  
**TALOCCI DESIGN**

258x225 cm **PAGE 31**





MIRROR



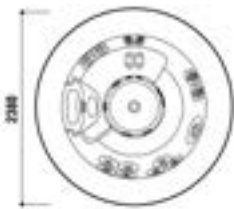
MIRROR 630  
LENCI DESIGN

High Performance Line  
235x300 cm **PAGE 32**



MIRROR 620  
LENCI DESIGN


High Performance Line  
ø 238 cm **PAGE 33**




CHEERS



**CH1**  
**NILO GIOACCHINI DESIGN**  
200x200 cm **PAGE 34**



**CH2**  
**NILO GIOACCHINI DESIGN**  
220x220 cm **PAGE 35**






CHEERS



**CH3**  
**NILO GIOACCHINI DESIGN**  
230x230 cm **PAGE 36**



**CH4**  
**NILO GIOACCHINI DESIGN**  
220x160 cm **PAGE 37**



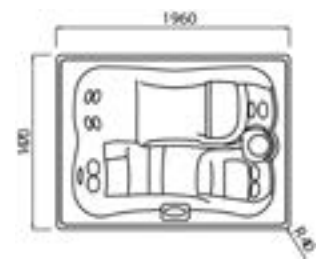




---

## **GEM 629**

196x147 cm **PAGE 38**



COMMERCIAL



**TEAM SPA**  
**C36** 356 x 268 cm **PAGE 39**



**OCTAGON**  
**C20** 200 x 200 cm **PAGE 40**  
**C24** 241 x 241 cm **PAGE 41**  
**C27** 271 x 271 cm **PAGE 42**



**ROUND**  
**C22** ø 218 cm **PAGE 43**  
**C25** ø 250 cm **PAGE 44**  
**C30** ø 300 cm **PAGE 45**

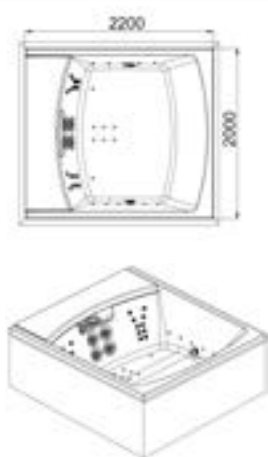


**ROUND CASCADE**  
**C28** ø 278 cm **PAGE 46**

Functions	641 HR - HS	641 HA
Hydrosilence System	●	
Roto jet	4 jets	4 jets
Stream jet	14 jets	14 jets
Directional Stream jet	10 jets	4 jets
Roto Stream jet	8 jets	4 jets
Cartridge filter with skimmer	2	1
Control panel	●	●
Remote control	●	
Cromoexperience function (underwater light)	●	●
Compact Nest load-bearing frame	●	●
Protective insulating cover	●	●
Ozone generator	●	○
Panelling	○	○
Automatic water treatment (AWT)	○	
Perimeter mood lighting (moonlight)	○	
Hi-Fi audio system with Bluetooth and AUX connection	○	○
Refrigerator compartment	○	
Water capacity	1100 L	1100 L

○ = optional

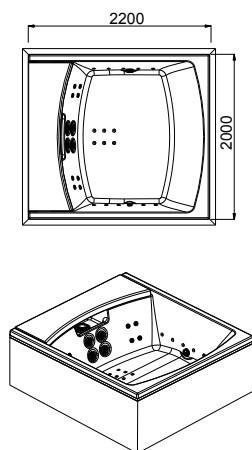
(220x200-H77.3 cm)

Colours: White - Cinnabar - Midnight opal - Azurite -  
Blue marble - Silver white marble - Crystal GreyAccessible hatch covered with fabric as standard:  
Beige damask, Dove-grey, Marron glacé**641 HR-HS**

<b>641 - HR - -</b>	Built-in version with electric heater	<b>17.450,00</b>
<b>641 - HS - -</b>	Built-in version with heat exchanger	<b>17.750,00</b>

**OPTIONAL**

<b>M641 - - - G</b>	Laminate panelling with aluminium inserts Powder Pink and Mocha	<b>2.470,00</b>
<b>M641 - - - H</b>	Synthetic vertical slat panelling Grey, Mahogany, Dark Brown	<b>1.650,00</b>
<b>6040 - - - -</b>	Automatic water treatment (AWT) as an alternative to the ozone generator Chrome jets not available	<b>1.780,00</b>
<b>K061 - - - -</b>	Perimeter lighting (moonlight)	<b>1.990,00</b>
<b>K066 - - - -</b>	Hi-Fi audio system with Bluetooth and AUX connection	<b>1.980,00</b>
<b>K063 - - - -</b>	Refrigerator compartment	<b>1.870,00</b>

**641 HA**

<b>641 - HA - -</b>	Built-in version with electric heater	<b>11.550,00</b>
---------------------	---------------------------------------	------------------

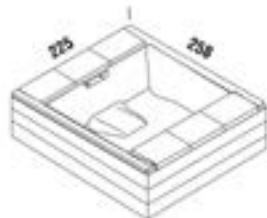
**OPTIONAL**

<b>M641 - - - G</b>	Laminate panelling with aluminium inserts Powder Pink and Mocha	<b>2.470,00</b>
<b>M641 - - - H</b>	Synthetic vertical slat panelling Grey, Mahogany, Dark Brown	<b>1.650,00</b>
<b>K066 - - - -</b>	Hi-Fi audio system with Bluetooth and AUX connection	<b>1.980,00</b>
<b>6028 - - - -</b>	Ozone generator	<b>450,00</b>

**ABSORPTION AND  
VOLTAGE VALUES**

code	heating systems	standard consumption (W)	connection
641 HR-HS	2100W electric heater	3400	single-phase
	heat exchanger	2100	single-phase
	2100W electric heater	4500 (less than 16 A per line)	three-phase
641 HA	2100W electric heater	2700	single-phase

Protective insulating cover: ice white, dark brown, cloud grey



○ = optional

Functions	640
Hydrosilence System	●
Roto Jet	2 jets
Stream Jet	14 jets
Directional jet	2 jets
Directional Stream jet	10 jets
Roto Stream jet	8 jets
Ozone generator	●
Cartridge filter with double skimmer	●
Touch control panel and remote control	●
Cromoexperience function (underwater light)	●
Compact Nest load-bearing frame	●
Protective insulating cover	●
Chill-out zone with three cushions	●
Panelling	○
Automatic water treatment (AWT)	○
Perimeter mood lighting (moonlight)	○
Hi-Fi audio system with Bluetooth and AUX connection	○
Refrigerator compartment	○
Water capacity	1400 L

(258x225-H74.5 cm)

Colours: White - Cinnabar - Midnight opal - Azurite -  
Blue marble - Silver white marble - Crystal GreyGrey polyurethane cushions  
Fabric cushions:  
Beige damask, Dove-grey, Marron glacé

640			
	640 - HR - -	Built-in version with electric heater	19.250,00
	640 - HS - -	Built-in version with heat exchanger	19.550,00

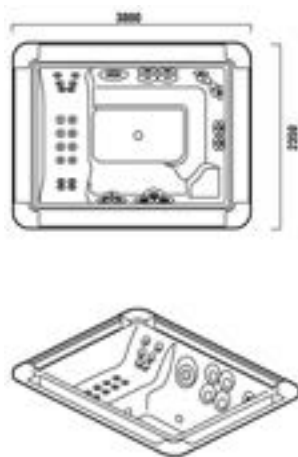
## OPTIONAL

M640 - - - G	Laminate panelling with aluminium inserts Powder Pink and Mocha	3.100,00
M640 - - - H	Synthetic vertical slat panelling Grey, Mahogany, Dark Brown	1.960,00
6040 - - - -	Automatic water treatment (AWT) as an alternative to the ozone generator Chrome jets not available	1.780,00
K061 - - - -	Perimeter lighting (moonlight)	1.990,00
K066 - - - -	Hi-Fi audio system with Bluetooth and AUX connection	1.980,00
K063 - - - -	Refrigerator compartment	1.870,00

ABSORPTION AND  
VOLTAGE VALUES

code	heating systems	standard consumption (W)	connection
640 HR-HS	2100W electric heater	3400	single-phase
	heat exchanger	2100	single-phase
	2100W electric heater	4300 (less than 16 A per line)	three-phase

Protective insulating cover: ice white, dark brown, cloud grey



Functions	630H	630V	630Y
Power jet	1 jet	1 jet	1 jet
Triple Roto jet	3 jets *	3 jets *	3 jets *
Multi Roto jet	9 jets	9 jets	9 jets
Roto jet	4 jets **	4 jets **	4 jets **
Stream jet	16 Mini jets	16 Mini jets	16 Mini jets
Rhythmic jet	4 jets	4 jets	4 jets
Waterproof whirlpool pump ON/OFF controls on stainless steel support	●	●	●
Balance tank (850 litres)		●	●
Cartridge filter		●	
Reinforced polyester sand filter with 150 kg sand supply			●
Cromoexperience function (underwater light)	●	●	●
Protective insulating cover	●	●	●
Automatic water treatment (AWT)		○	○
Stainless steel handrail	○	○	○
Removable headrests (2)	○	○	○
Water capacity	1940 L	1940 L	1940 L

○ = optional \* = 2 "Roto" jets and 1 "Directional" jet \*\* = 2 "Roto" jets and 2 "Directional" jets

(300x235 cm)

Colours: White - Cinnabar - Midnight opal - Azurite -  
Blue marble - Silver white marble - Crystal Grey Grey headrest. White grille



## 630H

<b>630 - HU - -</b>	Built-in version with overflow grille without filtration and heating system	<b>15.100,00</b>
External whirlpool system with 3 pumps (Spa-Pack)		

## 630V

<b>630 - VR - -</b>	Built-in version with overflow grille, cartridge filter and electric heater	<b>20.400,00</b>
<b>630 - VS - -</b>	Built-in version with overflow grille, cartridge filter and heat exchanger	<b>20.550,00</b>
External whirlpool system with 3 pumps, filtration and heating system (Spa-Pack), electronic Spa control with user presence detector, 5 filtration cycles, temperature control and automatic water level top-up.		

## 630Y

<b>630 - YR - -</b>	Built-in version with overflow grille, sand filter and electric heater	<b>21.250,00</b>
<b>630 - YS - -</b>	Built-in version with overflow grille, sand filter and heat exchanger	<b>21.400,00</b>
External whirlpool system with 3 pumps, filtration and heating system (Spa-Pack), electronic Spa control with user presence detector, 5 filtration cycles, temperature control and automatic water level top-up.		

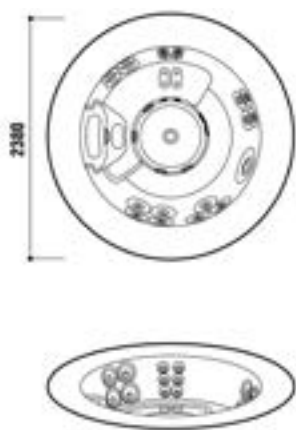
## OPTIONAL

<b>6011 - - - -</b>	Automatic water treatment (AWT) Chrome jets not available	<b>3.250,00</b>
<b>6030 - - - -</b>	Stainless steel handrail	<b>550,00</b>
<b>6032 - - - -</b>	Removable headrests (2)	<b>300,00</b>
<b>NOTE</b> Versions 630VR and 630YR with optional 6011 (AWT) are equipped with an electric heater with titanium components.		

## ABSORPTION AND VOLTAGE VALUES

code	heating systems	standard consumption (W)	connection
630 HU	NA	4500	single-phase
630 VR-YR	9 kW electric heater	14600 (less than 16 A per line)	three-phase
630 VS-YS	heat exchanger	5400 (less than 16 A per line)	three-phase

Protective insulating cover: ice white, dark brown, cloud grey



Functions	620H	620V	620Y
Power jet	1 jet	1 jet	1 jet
Triple Roto jet	3 jets *	3 jets *	3 jets *
Multi Roto jet	10 jets	10 jets	10 jets
Roto jet	4 jets **	4 jets **	4 jets **
Stream jet	14 Mini jets	14 Mini jets	14 Mini jets
Waterproof whirlpool pump ON/OFF controls on stainless steel support	●	●	●
Balance tank (850 litres)		●	●
Cartridge filter		●	
Reinforced polyester sand filter with 150 kg sand supply			●
Cromoexperience function (underwater light)	●	●	●
Protective insulating cover	●	●	●
Automatic water treatment (AWT)		○	○
Stainless steel handrail	○	○	○
Removable headrests (2)	○	○	○
Water capacity	1100 L	1100 L	1100 L

○ = optional \* = 2 "Roto" jets and 1 "Directional" jet \*\* = 2 "Roto" jets and 2 "Directional" jets

(Ø 238 cm)

Colours: White - Cinnabar - Midnight opal - Azurite - Grey headrest. White grille  
Blue marble - Silver white marble - Crystal Grey



## 620H

<b>620 - HU - -</b>	Built-in version with overflow grille without filtration and heating system	<b>12.800,00</b>
External whirlpool system with 2 pumps (Spa-Pack)		

## 620V

<b>620 - VR - -</b>	Built-in version with overflow grille, cartridge filter and electric heater	<b>18.150,00</b>
<b>620 - VS - -</b>	Built-in version with overflow grille, cartridge filter and heat exchanger	<b>18.300,00</b>
External whirlpool system with 2 pumps, filtration and heating system (Spa-Pack), electronic Spa control with user presence detector, 5 filtration cycles, temperature control and automatic water level top-up.		

## 620Y

<b>620 - YR - -</b>	Built-in version with overflow grille, sand filter and electric heater	<b>19.000,00</b>
<b>620 - YS - -</b>	Built-in version with overflow grille, sand filter and heat exchanger	<b>19.150,00</b>
External whirlpool system with 2 pumps, filtration and heating system (Spa-Pack), electronic Spa control with user presence detector, 5 filtration cycles, temperature control and automatic water level top-up.		

## OPTIONAL

<b>6011 - - - -</b>	Automatic water treatment (AWT) Chrome jets not available	<b>3.250,00</b>
<b>6030 - - - -</b>	Stainless steel handrail	<b>550,00</b>
<b>6032 - - - -</b>	Removable headrests (2)	<b>300,00</b>

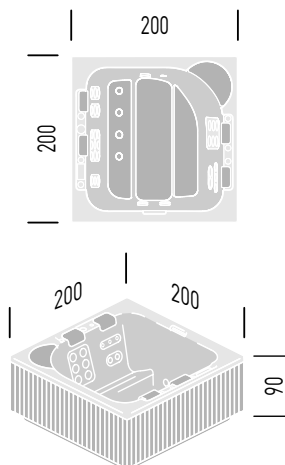
**NOTE** Versions 620VR and 620YR with optional 6011 (AWT) are equipped with an electric heater with titanium components.

## ABSORPTION AND VOLTAGE VALUES

code	heating systems	standard consumption (W)	connection
620 HU	NA	3700	single-phase
620 VR-YR	9 kW electric heater	14600 (less than 16 A per line)	three-phase
620 VS-YS	heat exchanger	5400 (less than 16 A per line)	three-phase

Protective insulating cover: ice white, dark brown, cloud grey





Functions	CH1	CH1 ECO SUNNY
Directional jet	14 jets	14 jets
Swirl jet	9 jets	9 jets
Pin spin jet	4 jets	4 jets
Pulsator jet	2 jets	2 jets
Blower jet	8 jets	8 jets
Double speed waterfall	●	●
Cromoexperience function (underwater light, waterfall and back-lit whirlpool jets)	●	●
2 whirlpool pumps, operating simultaneously	●	
2 whirlpool pumps, not operating simultaneously	● (*)	●
Spa Frog - integrated water sanitising system	●	●
Skimmer with double cartridge filter	●	●
Swirl circulation - integrated water filtration system	●	●
Electronic control panel with adjustable colour display	●	●
Anatomically contoured headrests	4	4
Protective insulating cover	●	●
Hi-Fi audio system with Bluetooth and AUX connection	○	○
Aromatherapy	○	○
Ozone generator	○	○
Panelling	○	○
Plastic access stepladder	○	○
Water capacity	1100 L	1100 L

○ = optional (\*) = with the ECO function enabled

(200x200-H90 cm)

Colours: White - Cinnabar - Midnight opal - Azurite -  
Blue marble - Silver white marble - Crystal Grey

Grey headrest



## CH1

With ECO function

<b>CH1 - HR - -</b>	Built-in version with electric heater	<b>10.500,00</b>
<b>CH1 - HS - -</b>	Built-in version with heat exchanger	<b>10.800,00</b>

## CH1 ECO SUNNY

Version for temperate climates or indoor installations



<b>CH1 E HR - -</b>	Built-in version with electric heater	<b>10.200,00</b>
<b>CH1 E HS - -</b>	Built-in version with heat exchanger	<b>10.500,00</b>

## OPTIONAL

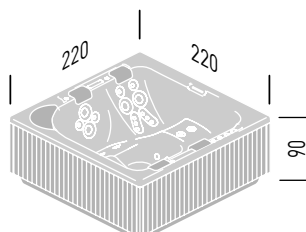
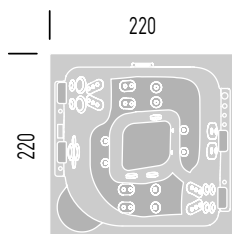
<b>MCH1 - - - H</b>	Synthetic vertical slat panelling Grey, Mahogany, Dark Brown	<b>1.800,00</b>
<b>K066 - - - -</b>	Hi-Fi audio system with Bluetooth and AUX connection	<b>1.980,00</b>
<b>6028 - - - -</b>	Ozone generator	<b>450,00</b>
<b>6027 - - - -</b>	Plastic access stepladder (black)	<b>210,00</b>
<b>0921 - - - -</b>	Aromatherapy	<b>120,00</b>

## ABSORPTION AND VOLTAGE VALUES

code	heating systems	standard consumption (W)		connection
		standard	ECO function	
CH1	3000 W electric heater	4200	3000	single-phase
	3000 W electric heater	4200	3000	three-phase
	heat exchanger	4200	3000	single-phase
	heat exchanger	4200	3000	three-phase
CH1 ECO SUNNY	2000 W electric heater	2100		single-phase
	heat exchanger	1900		single-phase

Protective insulating cover: ice white, dark brown, cloud grey





Functions	CH2	CH2 ECO SUNNY
Directional jet	20 jets	20 jets
Swirl jet	14 jets	14 jets
Twin spin jet	4 jets	4 jets
Pulsator jet	2 jets	2 jets
Blower jet	6 jets	6 jets
Double speed waterfall	●	●
Cromoexperience function (underwater light, waterfall and back-lit whirlpool jets)	●	●
2 whirlpool pumps, operating simultaneously	●	●
2 whirlpool pumps, not operating simultaneously	● (*)	●
Spa Frog - integrated water sanitising system	●	●
Skimmer with double cartridge filter	●	●
Swirl circulation - integrated water filtration system	●	●
Electronic control panel with adjustable colour display	●	●
Anatomically contoured headrests	4	4
Protective insulating cover	●	●
Hi-Fi audio system with Bluetooth and AUX connection	○	○
Aromatherapy	○	○
Ozone generator	○	○
Panelling	○	○
Plastic access stepladder	○	○
Water capacity	1200 L	1200 L

○ = optional (\*) = with the ECO function enabled

(220x220-H90 cm)

Colours: White - Cinnabar - Midnight opal - Azurite -  
Blue marble - Silver white marble - Crystal Grey

Grey headrest



## CH2

With ECO function

<b>CH2 - HR - -</b>	Built-in version with electric heater	<b>11.800,00</b>
<b>CH2 - HS - -</b>	Built-in version with heat exchanger	<b>12.100,00</b>

## CH2 ECO SUNNY

Version for temperate climates or indoor installations



<b>CH2 E HR - -</b>	Built-in version with electric heater	<b>11.500,00</b>
<b>CH2 E HS - -</b>	Built-in version with heat exchanger	<b>11.800,00</b>

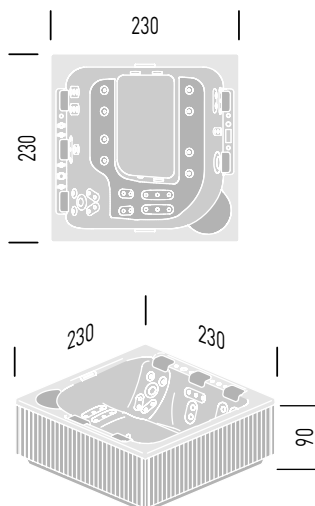
## OPTIONAL

<b>MCH2 - - - H</b>	Synthetic vertical slat panelling Grey, Mahogany, Dark Brown	<b>1.900,00</b>
<b>K066 - - - -</b>	Hi-Fi audio system with Bluetooth and AUX connection	<b>1.980,00</b>
<b>6028 - - - -</b>	Ozone generator	<b>450,00</b>
<b>6027 - - - -</b>	Plastic access stepladder (black)	<b>210,00</b>
<b>0921 - - - -</b>	Aromatherapy	<b>120,00</b>

## ABSORPTION AND VOLTAGE VALUES

code	heating systems	standard consumption (W)		connection
		standard	ECO function	
CH2	3000 W electric heater	4200	3000	single-phase
	3000 W electric heater	4200	3000	three-phase
	heat exchanger	4200	3000	single-phase
	heat exchanger	4200	3000	three-phase
CH2 ECO SUNNY	2000 W electric heater	2100		single-phase
	heat exchanger	1900		single-phase

Protective insulating cover: ice white, dark brown, cloud grey



Functions	CH3	CH3 ECO SUNNY
Directional jet	14 jets	14 jets
Swirl jet	15 jets	15 jets
Twin spin jet	2 jets	2 jets
Master jet	1 jet	1 jet
Pin spin jet	1 jet	1 jet
Pulsator jet	4 jets	4 jets
Blower jet	8 jets	8 jets
Double speed waterfall	●	●
Single speed waterfall	●	●
Cromoexperience function (underwater light, waterfall and back-lit whirlpool jets)	●	●
2 whirlpool pumps, operating simultaneously	●	●
2 whirlpool pumps, not operating simultaneously	● (*)	●
Spa Frog - integrated water sanitising system	●	●
Skimmer with double cartridge filter	●	●
Swirl circulation - integrated water filtration system	●	●
Electronic control panel with adjustable colour display	●	●
Anatomically contoured headrests	5	5
Protective insulating cover	●	●
Hi-Fi audio system with Bluetooth and AUX connection	○	○
Aromatherapy	○	○
Ozone generator	○	○
Panelling	○	○
Plastic access stepladder	○	○
Water capacity	1500 L	1500 L

○ = optional (\*) = with the ECO function enabled

(230x230-H90 cm)

Colours: White - Cinnabar - Midnight opal - Azurite -  
Blue marble - Silver white marble - Crystal Grey

Grey headrest

€

**CH3**

With ECO function

<b>CH3 - HR - -</b>	Built-in version with electric heater	<b>12.800,00</b>
<b>CH3 - HS - -</b>	Built-in version with heat exchanger	<b>13.100,00</b>

**CH3 ECO SUNNY**Version for temperate climates or  
indoor installations

<b>CH3 E HR - -</b>	Built-in version with electric heater	<b>12.500,00</b>
<b>CH3 E HS - -</b>	Built-in version with heat exchanger	<b>12.800,00</b>

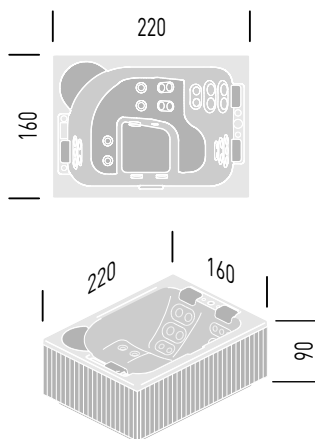
**OPTIONAL**

<b>MCH3 - - - H</b>	Synthetic vertical slat panelling Grey, Mahogany, Dark Brown	<b>2.000,00</b>
<b>K066 - - - -</b>	Hi-Fi audio system with Bluetooth and AUX connection	<b>1.980,00</b>
<b>6028 - - - -</b>	Ozone generator	<b>450,00</b>
<b>6027 - - - -</b>	Plastic access stepladder (black)	<b>210,00</b>
<b>0921 - - - -</b>	Aromatherapy	<b>120,00</b>

**ABSORPTION AND  
VOLTAGE VALUES**

code	heating systems	standard consumption (W)		connection
		standard	ECO function	
CH3	3000 W electric heater	4200	3000	single-phase
	3000 W electric heater	4200	3000	three-phase
	heat exchanger	4200	3000	single-phase
	heat exchanger	4200	3000	three-phase
CH3 ECO SUNNY	2000 W electric heater	2100		single-phase
	heat exchanger	1900		single-phase

Protective insulating cover: ice white, dark brown, cloud grey



Functions	CH4	CH4 ECO SUNNY
Directional jet	6 jets	6 jets
Swirl jet	6 jets	6 jets
Pin spin jet	3 jets	3 jets
Twin spin jet	5 jets	5 jets
Pulsator jet	2 jets	2 jets
Blower jet	6 jets	6 jets
Double speed waterfall	●	●
Cromoexperience function (underwater light, waterfall and back-lit whirlpool jets)	●	●
2 whirlpool pumps, operating simultaneously	●	●
2 whirlpool pumps, not operating simultaneously	● (*)	●
Spa Frog - integrated water sanitising system	●	●
Skimmer with double cartridge filter	●	●
Swirl circulation - integrated water filtration system	●	●
Electronic control panel with adjustable colour display	●	●
Anatomically contoured headrests	3	3
Protective insulating cover	●	●
Hi-Fi audio system with Bluetooth and AUX connection	○	○
Aromatherapy	○	○
Ozone generator	○	○
Panelling	○	○
Plastic access stepladder	○	○
Water capacity	850 L	850 L

○ = optional (\*) = with the ECO function enabled

(220x160-H90 cm)

Colours: White - Cinnabar - Midnight opal - Azurite -  
Blue marble - Silver white marble - Crystal Grey

Grey headrest

€

## CH4

With ECO function

<b>CH4 - HR - -</b>	Built-in version with electric heater	<b>8.800,00</b>
<b>CH4 - HS - -</b>	Built-in version with heat exchanger	<b>9.100,00</b>

## CH4 ECO SUNNY

Version for temperate climates or indoor installations



<b>CH4 E HR - -</b>	Built-in version with electric heater	<b>8.500,00</b>
<b>CH4 E HS - -</b>	Built-in version with heat exchanger	<b>8.800,00</b>

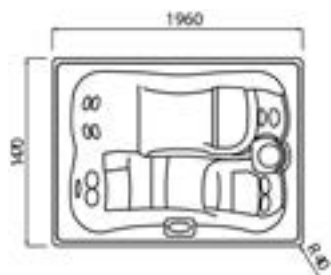
## OPTIONAL

<b>MCH4 - - - H</b>	Synthetic vertical slat panelling Grey, Mahogany, Dark Brown	<b>1.400,00</b>
<b>K066 - - - -</b>	Hi-Fi audio system with Bluetooth and AUX connection	<b>1.980,00</b>
<b>6028 - - - -</b>	Ozone generator	<b>450,00</b>
<b>6027 - - - -</b>	Plastic access stepladder (black)	<b>210,00</b>
<b>0921 - - - -</b>	Aromatherapy	<b>120,00</b>

## ABSORPTION AND VOLTAGE VALUES

code	heating systems	standard consumption (W)		connection
		standard	ECO function	
CH4	3000 W electric heater	4200	3000	single-phase
	3000 W electric heater	4200	3000	three-phase
	heat exchanger	4200	3000	single-phase
	heat exchanger	4200	3000	three-phase
CH4 ECO SUNNY	2000 W electric heater	2100		single-phase
	heat exchanger	1900		single-phase

Protective insulating cover: ice white, dark brown, cloud grey



Functions	629
Swing jet	2 jets
Stream jet	4 jets
Medium Vector jet	1 jet
Rhythmic jet	4 jets
Skimmer	●
Wooden panelling	●
Dual speed water pump	●
Cromoexperience function (underwater light)	●
Ozone generator	○
Protective insulating cover	○
Plastic access stepladder	○
Water capacity	707 L

○ = optional

(196x147-H75 cm)

Colours: White - Cinnabar - Midnight opal - Azurite -  
Blue marble - Silver white marble - Crystal Grey**629N****629N HR - -**

Version with wooden panels and electric heater

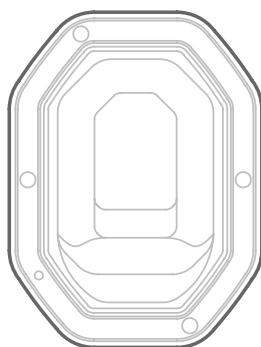
**7.250,00****OPTIONAL**

<b>6039 - - - -</b>	Protective insulating cover	<b>540,00</b>
<b>6028 - - - -</b>	Ozone generator	<b>450,00</b>
<b>6027 - - - -</b>	Plastic access stepladder (black)	<b>210,00</b>

**NOTE** Wooden panelling: grey, mahogany, dark brown**ABSORPTION AND  
VOLTAGE VALUES**

code	heating systems	standard consumption (W)	connection
629N HR	2100W electric heater	2700	single-phase

Protective insulating cover: ice white, dark brown, cloud grey



Functions	C36S	C36F
Whirlpool jet		10 jets
Blower jet		10 jets
Seats	7-11	7-11
Flush-fit edge with grille	●	●
Cromoexperience function (2 underwater lights)	○	○
Spa-pack with cartridge filter		○
Spa-pack with sand filter		○
Automatic water treatment (AWT)		○
Water capacity	3200 L	3200 L

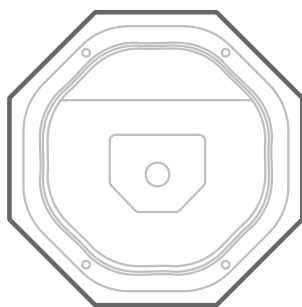
○ = optional

(cm. 356x268-H103)

Colours: White - Cinnabar - Midnight opal - Azurite -  
Blue marble - Silver white marble - Crystal Grey**C36S****C36 - S - - -**Built-in version with frame and overflow grille  
Designed to accommodate recirculation and filtration**12.200,00****C36F****C36 - F - - -**Built-in version with frame, whirlpool jet, blower jet  
and overflow grille**15.000,00****NOTE** To purchase the Spa-pack, see page 47**OPTIONAL****P010 - - - -**

Cromoexperience function (2 underwater lights)

**1.280,00**



Functions	C20S	C20F
Whirlpool jet		5 jets
Blower jet		10 jets
Seats	5	5
Flush-fit edge with grille	●	●
Cromoexperience function (1 underwater light)	○	○
Spa-pack with cartridge filter		○
Spa-pack with sand filter		○
Automatic water treatment (AWT)		○
Water capacity	1050 L	1050 L

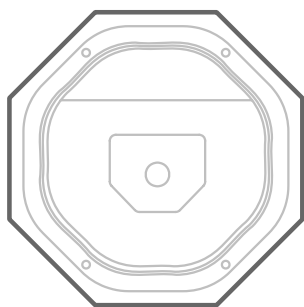
○ = optional

(cm. 200x200-H103)

Colours: White - Cinnabar - Midnight opal - Azurite -  
Blue marble - Silver white marble - Crystal Grey**C20S****C20 - S - - -**Built-in version with frame and overflow grille  
Designed to accommodate recirculation and filtration**7.200,00****C20F****C20 - F - - -**Built-in version with frame, whirlpool jet, blower jet  
and overflow grille**9.900,00****NOTE** To purchase the Spa-pack, see page 47**OPTIONAL****P009 - - - -**

Cromoexperience function (1 underwater light)

**640,00**



Functions	C24S	C24F
Whirlpool jet		7 jets
Blower jet		10 jets
Seats	5	5
Flush-fit edge with grille	●	●
Cromoexperience function (2 underwater lights)	○	○
Spa-pack with cartridge filter		○
Spa-pack with sand filter		○
Automatic water treatment (AWT)		○
Water capacity	1770 L	1770 L

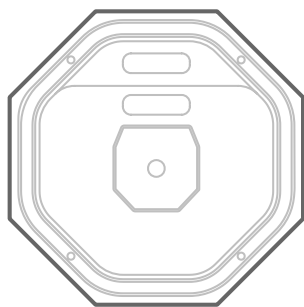
○ = optional

(cm. 241x241-H103)

Colours: White - Cinnabar - Midnight opal - Azurite -  
Blue marble - Silver white marble - Crystal Grey**C24S****C24 - S - - -**Built-in version with frame and overflow grille  
Designed to accommodate recirculation and filtration**8.400,00****C24F****C24 - F - - -**Built-in version with frame, whirlpool jet, blower jet  
and overflow grille**11.200,00****NOTE** To purchase the Spa-pack, see page 47**OPTIONAL****P010 - - - -**

Cromoexperience function (2 underwater lights)

**1.280,00**



Functions	C27S	C27F
Whirlpool jet		5 jets
Blower jet		10 jets
Seats	5-7	5-7
Flush-fit edge with grille	●	●
Cromoexperience function (2 underwater lights)	○	○
Spa-pack with cartridge filter		○
Spa-pack with sand filter		○
Automatic water treatment (AWT)		○
Water capacity	1990 L	1990 L

○ = optional

(cm. 271x271-H101)

Colours: White - Cinnabar - Midnight opal - Azurite -  
Blue marble - Silver white marble - Crystal Grey**C27S****C27 - S - - -**Built-in version with frame and overflow grille  
Designed to accommodate recirculation and filtration**9.600,00****C27F****C27 - F - - -**Built-in version with frame, whirlpool jet, blower jet  
and overflow grille**12.450,00****NOTE** To purchase the Spa-pack, see page 47**OPTIONAL****P010 - - - -**

Cromoexperience function (2 underwater lights)

**1.280,00**





Functions	C22S	C22F
Whirlpool jet		7 jets
Blower jet		10 jets
Seats	7	7
Flush-fit edge with grille	●	●
Cromoexperience function (1 underwater light)	○	○
Spa-pack with cartridge filter		○
Spa-pack with sand filter		○
Automatic water treatment (AWT)		○
Water capacity	1720 L	1720 L

○ = optional

(Ø218-H99 cm)

Colours: White - Cinnabar - Midnight opal - Azurite -  
Blue marble - Silver white marble - Crystal Grey**C22S****C22 - S - - -**Built-in version with frame and overflow grille  
Designed to accommodate recirculation and filtration**7.650,00****C22F****C22 - F - - -**Built-in version with frame, whirlpool jet, blower jet  
and overflow grille**10.250,00****NOTE** To purchase the Spa-pack, see page 47**OPTIONAL****P009 - - - -**

Cromoexperience function (1 underwater light)

**640,00**



Functions	C25S	C25F
Whirlpool jet		7 jets
Blower jet		10 jets
Seats	7	7
Flush-fit edge with grille	●	●
Cromoexperience function (2 underwater lights)	○	○
Spa-pack with cartridge filter		○
Spa-pack with sand filter		○
Automatic water treatment (AWT)		○
Water capacity	1850 L	1850 L

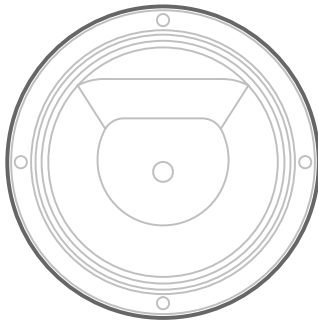
○ = optional

(Ø250-H98 cm)

Colours: White - Cinnabar - Midnight opal - Azurite -  
Blue marble - Silver white marble - Crystal Grey**C25S****C25 - S - - -**Built-in version with frame and overflow grille  
Designed to accommodate recirculation and filtration**8.750,00****C25F****C25 - F - - -**Built-in version with frame, whirlpool jet, blower jet  
and overflow grille**11.100,00****NOTE** To purchase the Spa-pack, see page 47**OPTIONAL****P010 - - - -**

Cromoexperience function (2 underwater lights)

**1.280,00**



Functions	C30S	C30F
Whirlpool jet		10 jets
Blower jet		10 jets
Seats	9-11	9-11
Flush-fit edge with grille	●	●
Cromoexperience function (2 underwater lights)	○	○
Spa-pack with cartridge filter		○
Spa-pack with sand filter		○
Automatic water treatment (AWT)		○
Water capacity	2720 L	2720 L

○ = optional

(Ø300-H107 cm)

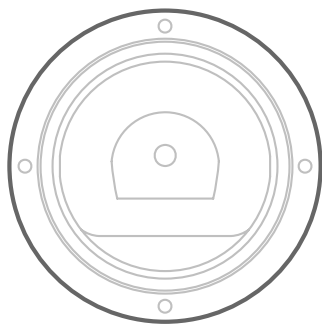
Colours: White - Cinnabar - Midnight opal - Azurite -  
Blue marble - Silver white marble - Crystal Grey

€

**C30S****C30 - S - - -**Built-in version with frame and overflow grille  
Designed to accommodate recirculation and filtration**12.000,00****C30F****C30 - F - - -**Built-in version with frame, whirlpool jet, blower jet  
and overflow grille**14.800,00****NOTE** To purchase the Spa-pack, see page 47**OPTIONAL****P010 - - - -**

Cromoexperience function (2 underwater lights)

**1.280,00**



Functions	C28S	C28F
Whirlpool jet		9 jets
Blower jet		10 jets
Seats	6	6
Flush-fit edge with grille	●	●
Cromoexperience function (2 underwater lights)	○	○
Spa-pack with cartridge filter		○
Spa-pack with sand filter		○
Automatic water treatment (AWT)		○
Water capacity	1510 L	1510 L

○ = optional

(Ø278-H96 cm)

Colours: White - Cinnabar - Midnight opal - Azurite -  
Blue marble - Silver white marble - Crystal Grey**C28S****C28 - S - - -**Built-in version with frame and overflow grille  
Designed to accommodate recirculation and filtration**10.600,00****C28F****C28 - F - - -**Built-in version with frame, whirlpool jet, blower jet  
and overflow grille**13.900,00****NOTE** To purchase the Spa-pack, see page 47**OPTIONAL****P010 - - - -**

Cromoexperience function (2 underwater lights)

**1.280,00**

	<b>CARTRIDGE FILTER</b>		
	<b>P013 AR - -</b>	Spa-pack with cartridge filter, 850-litre balance tank and electric heater	<b>6.350,00</b>
	<b>P013 AS - -</b>	Spa-pack with cartridge filter, 850-litre balance tank and heat exchanger	<b>6.550,00</b>
	<b>SAND FILTER</b>		
	<b>P013 BR - -</b>	Spa-pack with sand filter, 850-litre balance tank and electric heater	<b>7.900,00</b>
	<b>P013 BS - -</b>	Spa-pack with sand filter, 850-litre balance tank and heat exchanger	<b>8.050,00</b>
	<b>CARTRIDGE FILTER (with AWT)</b>		
	<b>P013 FR - -</b>	Spa-pack with cartridge filter, 850-litre balance tank, automatic water treatment (AWT) and electric heater	<b>8.000,00</b>
	<b>P013 FS - -</b>	Spa-pack with cartridge filter, 850-litre balance tank, automatic water treatment (AWT) and heat exchanger	<b>8.200,00</b>
	<b>SAND FILTER (with AWT)</b>		
	<b>P013 DR - -</b>	Spa-pack with sand filter, 850-litre balance tank, automatic water treatment (AWT) and electric heater	<b>9.550,00</b>
	<b>P013 DS - -</b>	Spa-pack with sand filter, 850-litre balance tank, automatic water treatment (AWT) and heat exchanger	<b>9.700,00</b>

**SPA-PACK:** External whirlpool system with 1 pump, 1 blower, filtration and heating, electronic Spa control with user presence detector, 5 filtration cycles, temperature control, automatic water level top-up, designed to accommodate the Cromoexperience function (P009 - P010).

Versions P013 FR - DR (with AWT) are equipped with an electric heater with titanium components.

#### ABSORPTION AND VOLTAGE VALUES

code	heating systems	standard consumption (W)	connection
P013	9000 W electric heater	13000	three-phase
	heat exchanger	4500	three-phase

	<b>0920 - - - -</b>	Set of 3 assorted aromatherapy essences (2 sachets per essence)	<b>70,00</b>
	<b>6003 - - - -</b>	Oxygen-based water treatment pack  (Contains an oxygen-based sanitising product with its own activator, pH+ and pH- correctors, anti-limescale and anti-algae agents and the tester)	<b>180,00</b>
	<b>6004 - - - -</b>	Chlorine-based water treatment pack  (Contains a chlorine-based sanitising product, pH- corrector, anti-limescale and anti-algae agents, flocculation agent and the tester)	<b>240,00</b>
	<b>6005 - - - -</b>	Cleaning pack  (Contains a surface cleaning product and an anti-limescale product for the removal of limescale deposits)	<b>50,00</b>
	<b>6006 - - - -</b>	Oxygen tester	<b>41,00</b>
	<b>6007 - - - -</b>	Chlorine tester	<b>41,00</b>
	<b>6012 - - - -</b>	Automatic water treatment (AWT) products	<b>180,00</b>
	<b>6010 - - - -</b>	Lifting device for the protective insulating cover	<b>460,00</b>
	<b>6009 - - - -</b>	Hydrospa base cleaning kit	<b>120,00</b>
	<b>EXPENDABLE MATERIALS FOR SPA FROG</b>		
	<b>6013 - - - -</b>	Mineral cartridge	<b>40,00</b>
	<b>6014 - - - -</b>	Bromine cartridge	<b>20,00</b>

## HYDROSPA

code	heating systems	standard consumption (W)	connection
641 HR-HS	2100W electric heater	3400	single-phase
	heat exchanger	2100	single-phase
	2100W electric heater	4500 (less than 16 A per line)	three-phase
641 HA	2100W electric heater	2700	single-phase
640 HR-HS	2100W electric heater	3400	single-phase
	heat exchanger	2100	single-phase
	2100W electric heater	4300 (less than 16 A per line)	three-phase
630 HU	NA	4500	single-phase
630 VR-YR	9 kW electric heater	14600 (less than 16 A per line)	three-phase
630 VS-YS	heat exchanger	5400 (less than 16 A per line)	three-phase
620 HU	NA	3700	single-phase
620 VR-YR	9 kW electric heater	14600 (less than 16 A per line)	three-phase
620 VS-YS	heat exchanger	5400 (less than 16 A per line)	three-phase
629N HR	2100W electric heater	2700	single-phase

code	heating systems	standard consumption (W)		connection
		standard	ECO function	
CHEERS	3000 W electric heater	4200	3000	single-phase
	3000 W electric heater	4200	3000	three-phase
	heat exchanger	4200	3000	single-phase
	heat exchanger	4200	3000	three-phase
CHEERS ECO SUNNY	2000 W electric heater	2100		single-phase
	heat exchanger	1900		single-phase

code	heating systems	standard consumption (W)	connection
COMMERCIAL SPA-PACK P013	9000 W electric heater	13000	three-phase
	heat exchanger	4500	three-phase

## PASHA

230 V - 50 HZ  
single-phase

400 V - 50 HZ  
three-phase

Equipped column with turkish bath (2,4 Kw)	•	
Equipped column with turkish bath (2,9 Kw)	•	
Equipped column with turkish bath (3,4 Kw)	•	
Equipped column with turkish bath (4,8 Kw)	•	
Equipped column with turkish bath (5,8 Kw)	•	
Pasha (Steam System): 2,5 Kw	•	
Pasha (Steam System): 3,0 Kw	•	
Pasha (Steam System): 4,5 Kw		•
Pasha (Steam System): 6,0 Kw		•
Pasha (Steam System): 9,0 Kw		•
Pasha (Steam System): 12 Kw		•
Pasha (Steam System): 18 Kw		•
Pasha (Steam System): 27 Kw		•
Pasha (Steam System): 36 Kw		•

## GENERAL TERMS OF SALE

1	ORDERS	Product orders will only be binding on TEUCO Guzzini Spa after written acceptance.
2	ORDER CANCELLATIONS	No orders without an acceptance deadline can be cancelled without the explicit written authorisation of TEUCO Guzzini Spa. If not, the latter will have the right to charge the related costs. Unjustified order cancellations are not allowed. Under no circumstances will requests for cancellation be taken into consideration by TEUCO Guzzini Spa, if they arrive less than 15 days before the expected delivery date.
3	TERMS AND PROCEDURES FOR DELIVERY	Even if confirmed by TEUCO Guzzini, product delivery dates shall be deemed to be merely indicative and never binding. Ordered goods shall, nevertheless, be deemed as having been delivered, when they have been handed over to the carrier assigned with the transport, at TEUCO's facility in Montelupone.
4	PRICES	The sale price of each product is specified in the price list, valid at the time the order is made, and must be considered as valid for goods ex works in Montelupone (MC - Italy), unless otherwise agreed. All expenses and additional costs, however, must be added to the list price (including for example: duty and/or taxes relating to sale and transportation), which shall be payable by the purchaser. The installation of the products is excluded in all circumstances and must be performed at the expense and under the responsibility of the purchaser. TEUCO Guzzini Spa reserves the right to modify its price lists, quotes and discounts without needing to give prior notice thereof.
5	PAYMENT	Unless otherwise approved and specified in writing by TEUCO Guzzini Spa, the terms of payment are: <b>a)</b> for sales within Italy: 30 days after the invoice date, when a credit agreement exists; otherwise: cash on delivery; <b>b)</b> for sales outside Italy: irrevocable letter of credit, confirmed by one of the main Italian banking institutions. The failure to pay (even part of) the sum due in accordance with the agreed terms, or even one instalment of a sum spread over a period of time, shall lead to the cancellation of any agreement for subsequent instalments and TEUCO Guzzini Spa shall, therefore, be entitled to request immediate and total payment of the entire residual sum owed to it by the purchaser. <b>All the products supplied remain the property of TEUCO Guzzini Spa until full payment has been made.</b>
6	PACKAGING	The list price of all products includes packaging, if envisaged, for overland road transport. If goods sent by train and/or ship require special packaging, this will mean an additional cost of 5% of the net supply order total.
7	TRANSPORTATION	Once the goods have been delivered by being handed over to the carrier, they travel at the risk and under the responsibility of the purchaser, even if the TEUCO Guzzini Spa has agreed to pay the transport costs.
8	LIABILITY	The liability assumed by TEUCO Guzzini Spa for any damage resulting from faulty products is defined by current legislation.
	IMPORTANT WARNING	The product must be installed, as it is supplied by Teuco, following the instructions and advice provided in the technical catalogue. TEUCO provides no guarantee for damage to the product following incorrect installation.













