

BATHTUBS

page 4

**BATHTUBS
WITHOUT
FRAME**

page 7

SHOWERS

page 40

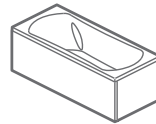
COMBI UNITS

page 54

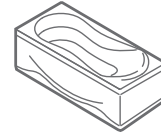
**EQUIPPED
COLUMNS**

page 62

BATHTUBS



L21 page 8
160x70 cm
L22 page 10
170x70 cm
L23 page 12
180x80 cm



253 page 14
160x70 cm
254 page 16
170x70 cm
281 page 18
180x80 cm



242 page 32
140x140 cm



533 page 34
140x140 cm

BATHTUBS WITHOUT FRAME

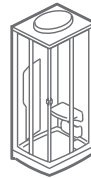


V01 page 36
105x70 cm
V02 page 36
120x70 cm

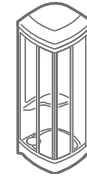


V03 page 36
140x70 cm
V04 page 36
150x70 cm
V05 page 36
160x70 cm
V06 page 37
170x70 cm

SHOWERS

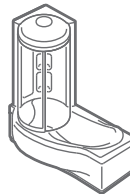


L02 page 42
90x75 cm

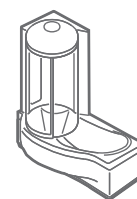


L03 page 44
80x80 cm

COMBI UNITS



SINTESI
284 page 56
160x70,5-85 cm
226 page 58
170x70,5-85 cm



SINTESI
286 page 60
180x80-97 cm

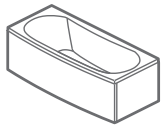
EQUIPPED COLUMNS



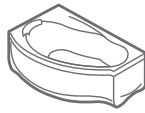
P12 page 63
34,7x204 cm



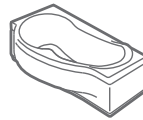
P13 page 63
34,7x172 cm



530 page 20
160x70-75 cm
531 page 22
170x70-75 cm
532 page 24
180x80-85 cm



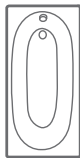
283 page 26
150x87-100 cm



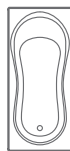
285 page 28
160x70-85 cm



256 page 30
125x125 cm



V07 page 37
170x75 cm
V08 page 37
170x80 cm
V09 page 37
180x80 cm




253 page 38
160x70 cm
254 page 38
170x70 cm



256 page 38
125x125 cm



V10 page 37
140x140 cm



L04 page 46
110x80 cm



L05 page 48
90x90 cm



L06 page 50
115x85 cm



L07 page 52
140x92 cm

BATHTUBS



L21-L22-L23 **PAOLO D'ARRIGO DESIGN**

- L21** 160x70 cm **PAGE 8**
- L22** 170x70 cm **PAGE 10**
- L23** 180x80 cm **PAGE 12**



253-254-281 **LENCI DESIGN**

- 253** 160x70 cm **PAGE 14**
- 254** 170x70 cm **PAGE 16**
- 281** 180x80 cm **PAGE 18**



530-531-532 **ANGELETTI RUZZA DESIGN**

- 530** 160x70-75 cm **PAGE 20**
- 531** 170x70-75 cm **PAGE 22**
- 532** 180x80-85 cm **PAGE 24**



BATHTUBS



283
TALOCCI DESIGN

283 150x87-100 cm **PAGE 26**



285
LENCI-TALOCCI DESIGN

285 160x70-85 cm **PAGE 28**



256
LENCI-TALOCCI DESIGN

256 125x125 cm **PAGE 30**



BATHTUBS



242
LENCI-TALOCCI DESIGN

242 140x140 cm PAGE 32



533
ANGELETTI RUZZA DESIGN

533 140x140 cm PAGE 34



ROUND



R320



R321

BATHTUBS WITHOUT FRAME



V01-V02

V01 105x70 cm **PAGE 36**
V02 120x70 cm **PAGE 36**



V03-V04-V05-V06 V07-V08-V09

V03 140x70 cm **PAGE 36**
V04 150x70 cm **PAGE 36**
V05 160x70 cm **PAGE 36**
V06 170x70 cm **PAGE 37**
V07 170x75 cm **PAGE 37**
V08 170x80 cm **PAGE 37**
V09 180x80 cm **PAGE 37**



253-254

253 160x70 cm **PAGE 38**
254 170x70 cm **PAGE 38**



256

256 125x125 cm **PAGE 38**

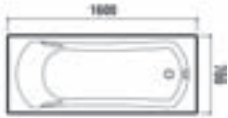


V10

V10 140x140 cm **PAGE 38**



STANDARD



TURNED 180°

Functions

L21

Bath waste and overflow	o
Bath waste and overflow with filler spout	o
Bathtub trims	o
Water content*	183 l.

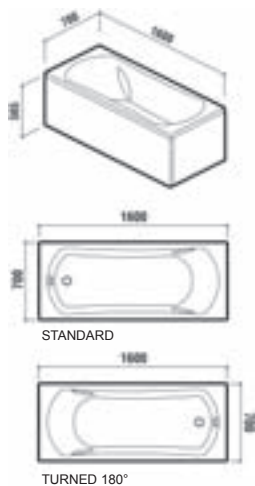
° = Optional * = at overflow level

(cm. 160x70)

Colours (A) (Y)

€

L21			
	L21- - - 0 -	Built-in bathtub with frame.	310,00
	1	Built-in bathtub with frame, turned.	310,00
	2	Bathtub with front panel.	400,00
	3	Bathtub with front panel, turned.	400,00
	4	Bathtub with 2 panels: front and RIGHT side.	460,00
	5	Bathtub with 2 panels: front and RIGHT side, turned.	460,00
	6	Bathtub with 2 panels: front and LEFT side.	460,00
	7	Bathtub with 2 panels: front and LEFT side, turned.	460,00
	8	Bathtub panelled on 3 sides.	500,00
	9	Bathtub panelled on 3 sides, turned.	500,00
OPTIONAL			
	2923 - - - -	Bath waste and overflow.	150,00
	2943 - - - -	Bath waste and overflow with filler spout.	300,00
	B432 - - - -	Trims for bathtub with 1 or 2 sides against wall.	50,00
	B433 - - - -	Trims for bathtub with 3 sides against wall.	60,00



Functions

L21 P

Quantity of hydromassage jets	6
ON/OFF pneumatic button	●
Massage Intensity Control	manual
Bath waste and overflow	●
Bath waste and overflow with filler spout	○
Bathtub trims	○
Water content*	183 l.

° = Optional * = at overflow level

(cm. 160x70)

Colours (A) (Y)

€

L21 P			
L21 - P6 0 -	Built-in bathtub with frame.		760,00
1	Built-in bathtub with frame, turned.		760,00
2	Bathtub with front panel.		850,00
3	Bathtub with front panel, turned.		850,00
4	Bathtub with 2 panels: front and RIGHT side.		910,00
5	Bathtub with 2 panels: front and RIGHT side, turned.		910,00
6	Bathtub with 2 panels: front and LEFT side.		910,00
7	Bathtub with 2 panels: front and LEFT side, turned.		910,00
8	Bathtub panelled on 3 sides.		950,00
9	Bathtub panelled on 3 sides, turned.		950,00

OPTIONAL

(N)

ETP- - - -	Additional charge for bath waste with combined overflow and filler spout. To order, replace the final dash of the bathtub code with 'E' and specify the colour.		100,00
2801 - - - -	Inspection and ventilation panel. for built-in bathtubs with frame equipped with whirlpool system.		130,00
B432 - - - -	Trims for bathtub with 1 or 2 sides against wall.		50,00
B433 - - - -	Trims for bathtub with 3 sides against wall.		60,00



STANDARD



TURNED 180°

Functions

L22

Bath waste and overflow	o
Bath waste and overflow with filler spout	o
Bathtub trims	o
Water content*	190 l.

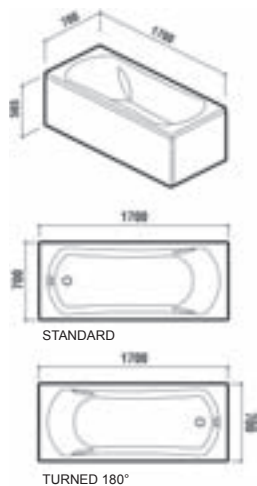
° = Optional * = at overflow level

(cm. 170x70)

Colours (A) (Y)

€

L22			
	L22- - - 0 -	Built-in bathtub with frame.	330,00
	1	Built-in bathtub with frame, turned.	330,00
	2	Bathtub with front panel.	430,00
	3	Bathtub with front panel, turned.	430,00
	4	Bathtub with 2 panels: front and RIGHT side.	480,00
	5	Bathtub with 2 panels: front and RIGHT side, turned.	480,00
	6	Bathtub with 2 panels: front and LEFT side.	480,00
	7	Bathtub with 2 panels: front and LEFT side, turned.	480,00
	8	Bathtub panelled on 3 sides.	530,00
	9	Bathtub panelled on 3 sides, turned.	530,00
OPTIONAL			
	2923 - - - -	Bath waste and overflow.	150,00
	2943 - - - -	Bath waste and overflow with filler spout.	300,00
	B082 - - - -	Trims for bathtub with 1 or 2 sides against wall.	50,00
	B083 - - - -	Trims for bathtub with 3 sides against wall.	60,00



Functions

L22 P

Quantity of hydromassage jets	6
ON/OFF pneumatic button	●
Massage Intensity Control	manual
Bath waste and overflow	●
Bath waste and overflow with filler spout	○
Bathtub trims	○
Water content*	190 l.

° = Optional * = at overflow level

(cm. 170x70)

Colours (A) (Y)

€

L22 P			
L22- P6 0 -	Built-in bathtub with frame.		780,00
1	Built-in bathtub with frame, turned.		780,00
2	Bathtub with front panel.		880,00
3	Bathtub with front panel, turned.		880,00
4	Bathtub with 2 panels: front and RIGHT side.		930,00
5	Bathtub with 2 panels: front and RIGHT side, turned.		930,00
6	Bathtub with 2 panels: front and LEFT side.		930,00
7	Bathtub with 2 panels: front and LEFT side, turned.		930,00
8	Bathtub panelled on 3 sides.		980,00
9	Bathtub panelled on 3 sides, turned.		980,00

OPTIONAL

ETP- - - -	Additional charge for bath waste with combined overflow and filler spout. To order, replace the final dash of the bathtub code with 'E' and specify the colour.		100,00
2801 - - - -	Inspection and ventilation panel. for built-in bathtubs with frame equipped with whirlpool system.		130,00
B082 - - - -	Trims for bathtub with 1 or 2 sides against wall.		50,00
B083 - - - -	Trims for bathtub with 3 sides against wall.		60,00



STANDARD



TURNED 180°

Functions

L23

Bath waste and overflow	o
Bath waste and overflow with filler spout	o
Bathtub trims	o
Water content*	255 l.

° = Optional * = at overflow level

(cm. 180x80)

Colours (A) (Y)

€

L23			
	L23- - - 0 -	Built-in bathtub with frame.	470,00
	1	Built-in bathtub with frame, turned.	470,00
	2	Bathtub with front panel.	540,00
	3	Bathtub with front panel, turned.	540,00
	4	Bathtub with 2 panels: front and RIGHT side.	570,00
	5	Bathtub with 2 panels: front and RIGHT side, turned.	570,00
	6	Bathtub with 2 panels: front and LEFT side.	570,00
	7	Bathtub with 2 panels: front and LEFT side, turned.	570,00
	8	Bathtub panelled on 3 sides.	600,00
	9	Bathtub panelled on 3 sides, turned.	600,00
OPTIONAL			
	2923 - - - -	Bath waste and overflow.	150,00
	2943 - - - -	Bath waste and overflow with filler spout.	300,00
	B352 - - - -	Trims for bathtub with 1 or 2 sides against wall.	50,00
	B353 - - - -	Trims for bathtub with 3 sides against wall.	60,00



STANDARD



TURNED 180°

Functions

L23 P

Quantity of hydromassage jets	6
ON/OFF pneumatic button	●
Massage Intensity Control	manual
Bath waste and overflow	●
Bath waste and overflow with filler spout	○
Bathtub trims	○
Water content*	255 l.

° = Optional * = at overflow level

(cm. 180x80)

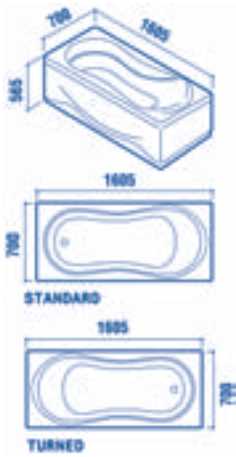
Colours (A) (Y)

€

L23 P			
L23- P6 0 -	Built-in bathtub with frame.		980,00
1	Built-in bathtub with frame, turned.		980,00
2	Bathtub with front panel.		1.080,00
3	Bathtub with front panel, turned.		1.080,00
4	Bathtub with 2 panels: front and RIGHT side.		1.130,00
5	Bathtub with 2 panels: front and RIGHT side, turned.		1.130,00
6	Bathtub with 2 panels: front and LEFT side.		1.130,00
7	Bathtub with 2 panels: front and LEFT side, turned.		1.130,00
8	Bathtub panelled on 3 sides.		1.180,00
9	Bathtub panelled on 3 sides, turned.		1.180,00

OPTIONAL

ETP- - - -	Additional charge for bath waste with combined overflow and filler spout. To order, replace the final dash of the bathtub code with 'E' and specify the colour.		100,00
2801 - - - -	Inspection and ventilation panel. for built-in bathtubs with frame equipped with whirlpool system.		130,00
B352 - - - -	Trims for bathtub with 1 or 2 sides against wall.		50,00
B353 - - - -	Trims for bathtub with 3 sides against wall.		60,00



Functions

253

Round series rim-mounted bath taps	o
Bath waste and overflow	o
Bath waste and overflow with filler spout	o
Bathtub trims	o
Water content*	145 l.

° = Optional * = at overflow level

(cm. 160x70)

Colours (A) (Y)

€

253			
253- -- A -	Built-in bathtub with frame.		310,00
B	Built-in bathtub with frame, turned.		310,00
2	Bathtub with front panel.		400,00
3	Bathtub with front panel, turned.		400,00
4	Bathtub with 2 panels: front and RIGHT side.		460,00
5	Bathtub with 2 panels: front and RIGHT side, turned.		460,00
6	Bathtub with 2 panels: front and LEFT side.		460,00
7	Bathtub with 2 panels: front and LEFT side, turned.		460,00
8	Bathtub panelled 3 sides.		500,00
9	Bathtub panelled on 3 sides, turned.		500,00

When ordering a bathtub with taps, purchase of the waste is obligatory.

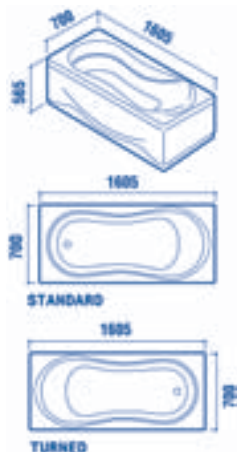
OPTIONAL

(N)



'ROUND' SERIES TAPS

R321 -- --	Rim-mounted bath tap set. Wall-mounted shower support.	400,00
2923 -- --	Bath waste and overflow.	150,00
2943 -- --	Bath waste and overflow with filler spout.	300,00
B432 -- --	Trims for bathtub with 1 or 2 sides against wall.	50,00
B433 -- --	Trims for bathtub with 3 sides against wall.	60,00



Functions

253 P

Quantity of hydromassage jets	6
ON/OFF pneumatic button	●
Massage Intensity Control	manual
Round series rim-mounted bath taps	○
Bath waste and overflow	●
Bath waste and overflow with filler spout	○
Bathtub trims	○
Water content*	145 l.

° = Optional * = at overflow level

(cm. 160x70)

Colours (A) (Y)

€

253 P			
	253- P6 A -	Built-in bathtub with frame.	760,00
	B	Built-in bathtub with frame, turned.	760,00
	2	Bathtub with front panel.	850,00
	3	Bathtub with front panel, turned.	850,00
	4	Bathtub with 2 panels: front and RIGHT side.	910,00
	5	Bathtub with 2 panels: front and RIGHT side, turned.	910,00
	6	Bathtub with 2 panels: front and LEFT side.	910,00
	7	Bathtub with 2 panels: front and LEFT side, turned.	910,00
	8	Bathtub panelled on 3 sides.	950,00
	9	Bathtub panelled on 3 sides, turned.	950,00

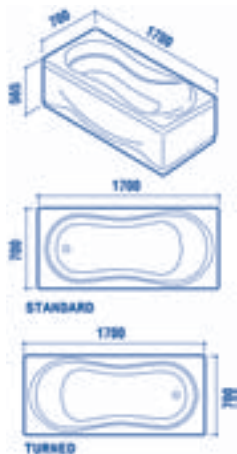
OPTIONAL

(N)



'ROUND' SERIES TAPS

R321 - - - -	Rim-mounted bath tap set. Wall-mounted shower support.	400,00
ETP- - - -	Additional charge for bath waste with combined overflow and filler spout. To order, replace the final dash of the bathtub code with 'E' and specify the colour.	100,00
2801 - - - -	Inspection and ventilation panel. for built-in bathtubs with frame equipped with whirlpool system.	130,00
B432 - - - -	Trims for bathtub with 1 or 2 sides against wall.	50,00
B433 - - - -	Trims for bathtub with 3 sides against wall.	60,00



Functions 254

Round series rim-mounted bath taps	o
Bath waste and overflow	o
Bath waste and overflow with filler spout	o
Bathtub trims	o
Water content*	160 l.

° = Optional * = at overflow level

(cm. 170x70)

Colours (A) (Y)

€

254			
	254- -- A -	Built-in bathtub with frame.	330,00
	B	Built-in bathtub with frame, turned.	330,00
	2	Bathtub with front panel.	430,00
	3	Bathtub with front panel, turned.	430,00
	4	Bathtub with 2 panels: front and RIGHT side.	480,00
	5	Bathtub with 2 panels: front and RIGHT side, turned.	480,00
	6	Bathtub with 2 panels: front and LEFT side.	480,00
	7	Bathtub with 2 panels: front and LEFT side, turned.	480,00
	8	Bathtub panelled 3 sides.	530,00
	9	Bathtub panelled on 3 sides, turned.	530,00
	When ordering a bathtub with taps, purchase of the waste is obligatory.		

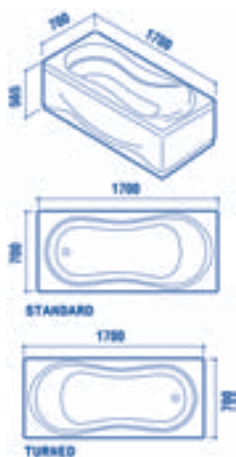
OPTIONAL

(N)



'ROUND' SERIES TAPS

R321 -- - -	Rim-mounted bath tap set. Wall-mounted shower support.	400,00
2923 -- - -	Bath waste and overflow.	150,00
2943 -- - -	Bath waste and overflow with filler spout.	300,00
B082 -- - -	Trims for bathtub with 1 or 2 sides against wall.	50,00
B083 -- - -	Trims for bathtub with 3 sides against wall.	60,00



Functions

254 P

Quantity of hydromassage jets	6
ON/OFF pneumatic button	●
Massage Intensity Control	manual
Round series rim-mounted bath taps	○
Bath waste and overflow	●
Bath waste and overflow with filler spout	○
Bathtub trims	○
Water content*	160 l.

° = Optional * = at overflow level

(cm. 170x70)

Colours (A) (Y)

€

254 P			
	254- P6 A -	Built-in bathtub with frame.	780,00
	B	Built-in bathtub with frame, turned.	780,00
	2	Bathtub with front panel.	880,00
	3	Bathtub with front panel, turned.	880,00
	4	Bathtub with 2 panels: front and RIGHT side.	930,00
	5	Bathtub with 2 panels: front and RIGHT side, turned.	930,00
	6	Bathtub with 2 panels: front and LEFT side.	930,00
	7	Bathtub with 2 panels: front and LEFT side, turned.	930,00
	8	Bathtub panelled on 3 sides.	980,00
	9	Bathtub panelled on 3 sides, turned.	980,00

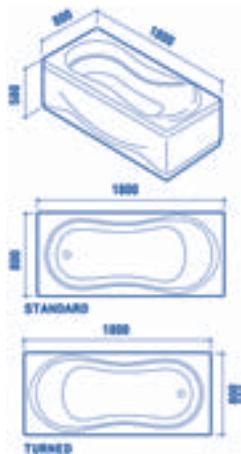
OPTIONAL

(N)



'ROUND' SERIES TAPS

R321 - - - -	Rim-mounted bath tap set. Wall-mounted shower support.	400,00
ETP- - - -	Additional charge for bath waste with combined overflow and filler spout. To order, replace the final dash of the bathtub code with 'E' and specify the colour.	100,00
2801 - - - -	Inspection and ventilation panel. for built-in bathtubs with frame equipped with whirlpool system.	130,00
B082 - - - -	Trims for bathtub with 1 or 2 sides against wall.	50,00
B083 - - - -	Trims for bathtub with 3 sides against wall.	60,00



Functions

281

Round series rim-mounted bath taps	o
Bath waste and overflow	o
Bath waste and overflow with filler spout	o
Bathtub trims	o
Water content*	221 l.

° = Optional * = at overflow level

(cm. 180x80)

Colours (A) (Y)

€

281			
281 -	--	A -	Built-in bathtub with frame. 470,00
		B	Built-in bathtub with frame, turned. 470,00
		2	Bathtub with front panel. 540,00
		3	Bathtub with front panel, turned. 540,00
		4	Bathtub with 2 panels: front and RIGHT side. 570,00
		5	Bathtub with 2 panels: front and RIGHT side, turned. 570,00
		6	Bathtub with 2 panels: front and LEFT side. 570,00
		7	Bathtub with 2 panels: front and LEFT side, turned. 570,00
		8	Bathtub panelled 3 sides. 600,00
		9	Bathtub panelled on 3 sides, turned. 600,00

When ordering a bathtub with taps, purchase of the waste is obligatory.

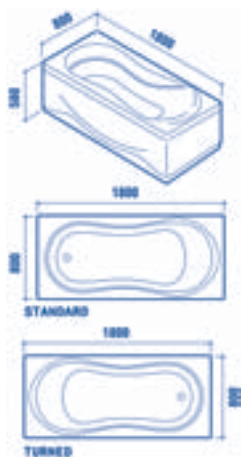
OPTIONAL

(N)



'ROUND' SERIES TAPS

R320	--	- - -	Rim-mounted high flow bath tap set. Wall-mounted shower support. 480,00
2923	--	- - -	Bath waste and overflow. 150,00
2943	--	- - -	Bath waste and overflow with filler spout. 300,00
B352	--	- - -	Trims for bathtub with 1 or 2 sides against wall. 50,00
B353	--	- - -	Trims for bathtub with 3 sides against wall. 60,00



Functions

281 P

Quantity of hydromassage jets	6
ON/OFF pneumatic button	●
Massage Intensity Control	manual
Round series rim-mounted bath taps	○
Bath waste and overflow	●
Bath waste and overflow with filler spout	○
Bathtub trims	○
Water content*	221 l.

° = Optional * = at overflow level

(cm. 180x80)

Colours (A) (Y)

€

281 P			
	281 - P6 A -	Built-in bathtub with frame.	980,00
	B	Built-in bathtub with frame, turned.	980,00
	2	Bathtub with front panel.	1.080,00
	3	Bathtub with front panel, turned.	1.080,00
	4	Bathtub with 2 panels: front and RIGHT side.	1.130,00
	5	Bathtub with 2 panels: front and RIGHT side, turned.	1.130,00
	6	Bathtub with 2 panels: front and LEFT side.	1.130,00
	7	Bathtub with 2 panels: front and LEFT side, turned.	1.130,00
	8	Bathtub panelled on 3 sides.	1.180,00
	9	Bathtub panelled on 3 sides, turned.	1.180,00

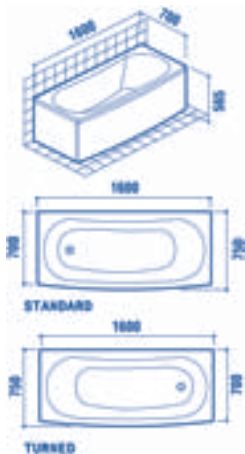
OPTIONAL

(N)



'ROUND' SERIES TAPS

R320 - - - -	Rim-mounted high flow bath tap set. Wall-mounted shower support.	480,00
ETP- - - -	Additional charge for bath waste with combined overflow and filler spout. To order, replace the final dash of the bathtub code with 'E' and specify the colour.	100,00
2801 - - - -	Inspection and ventilation panel. for built-in bathtubs with frame equipped with whirlpool system.	130,00
B352 - - - -	Trims for bathtub with 1 or 2 sides against wall.	50,00
B353 - - - -	Trims for bathtub with 3 sides against wall.	60,00



Functions

530

Round series rim-mounted bath taps	°
Bath waste and overflow	°
Bath waste and overflow with filler spout	°
Bathtub trims	°
Water content*	173 l.

° = Optional * = at overflow level

(cm. 160x70-75)

Colours (A) (Y)

€

530			
530- - - 0 -	Built-in bathtub with frame.		320,00
1	Built-in bathtub with frame, turned.		320,00
2	Bathtub with front panel.		410,00
3	Bathtub with front panel, turned.		410,00
4	Bathtub with 2 panels: front and RIGHT side.		470,00
5	Bathtub with 2 panels: front and RIGHT side, turned.		470,00
6	Bathtub with 2 panels: front and LEFT side.		470,00
7	Bathtub with 2 panels: front and LEFT side, turned.		470,00
8	Bathtub panelled on 3 sides.		510,00
9	Bathtub panelled on 3 sides, turned.		510,00

When ordering a bathtub with taps, purchase of the waste is obligatory.

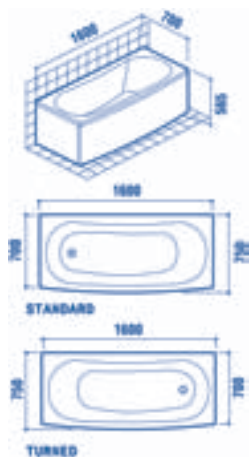
OPTIONAL

(N)



'ROUND' SERIES TAPS

R321 - - - -	Rim-mounted bath tap set. Wall-mounted shower support.	400,00
2923 - - - -	Bath waste and overflow.	150,00
2943 - - - -	Bath waste and overflow with filler spout.	300,00
B432 - - - -	Trims for bathtub with 1 or 2 sides against wall.	50,00
B433 - - - -	Trims for bathtub with 3 sides against wall.	60,00



Functions

530 P

Quantity of hydromassage jets	6
ON/OFF pneumatic button	●
Massage Intensity Control	manual
Round series rim-mounted bath taps	○
Bath waste and overflow	●
Bath waste and overflow with filler spout	○
Bathtub trims	○
Water content*	173 l.

° = Optional * = at overflow level

(cm. 160x70-75)

Colours (A) (Y)

€

530 P			
	530- P6 0 -	Built-in bathtub with frame.	770,00
	1	Built-in bathtub with frame, turned.	770,00
	2	Bathtub with front panel.	860,00
	3	Bathtub with front panel, turned.	860,00
	4	Bathtub with 2 panels: front and RIGHT side.	920,00
	5	Bathtub with 2 panels: front and RIGHT side, turned.	920,00
	6	Bathtub with 2 panels: front and LEFT side.	920,00
	7	Bathtub with 2 panels: front and LEFT side, turned.	920,00
	8	Bathtub panelled on 3 sides.	960,00
	9	Bathtub panelled on 3 sides, turned.	960,00

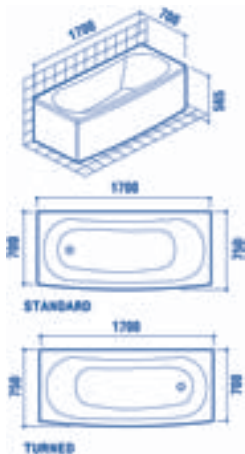
OPTIONAL

(N)



'ROUND' SERIES TAPS

R321 - - - -	Rim-mounted bath tap set. Wall-mounted shower support.	400,00
ETP- - - -	Additional charge for bath waste with combined overflow and filler spout. To order, replace the final dash of the bathtub code with 'E' and specify the colour.	100,00
2801 - - - -	Inspection and ventilation panel. for built-in bathtubs with frame equipped with whirlpool system.	130,00
B432 - - - -	Trims for bathtub with 1 or 2 sides against wall.	50,00
B433 - - - -	Trims for bathtub with 3 sides against wall.	60,00



Functions

531

Round series rim-mounted bath taps	°
Bath waste and overflow	°
Bath waste and overflow with filler spout	°
Bathtub trims	°
Water content*	180 l.

° = Optional * = at overflow level

(cm. 170x70-75)

Colours (A) (Y)

€

531			
531 - - - 0 -	Built-in bathtub with frame.		340,00
1	Built-in bathtub with frame, turned.		340,00
2	Bathtub with front panel.		440,00
3	Bathtub with front panel, turned.		440,00
4	Bathtub with 2 panels: front and RIGHT side.		490,00
5	Bathtub with 2 panels: front and RIGHT side, turned.		490,00
6	Bathtub with 2 panels: front and LEFT side.		490,00
7	Bathtub with 2 panels: front and LEFT side, turned.		490,00
8	Bathtub panelled on 3 sides.		540,00
9	Bathtub panelled on 3 sides, turned.		540,00

When ordering a bathtub with taps, purchase of the waste is obligatory.

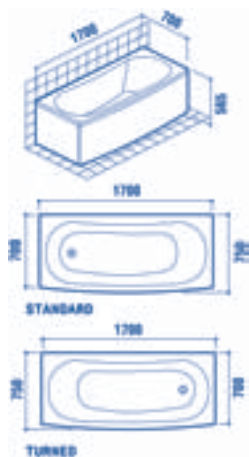
OPTIONAL

(N)



'ROUND' SERIES TAPS

R321 - - - -	Rim-mounted bath tap set. Wall-mounted shower support.	400,00
2923 - - - -	Bath waste and overflow.	150,00
2943 - - - -	Bath waste and overflow with filler spout.	300,00
B082 - - - -	Trims for bathtub with 1 or 2 sides against wall.	50,00
B083 - - - -	Trims for bathtub with 3 sides against wall.	60,00



Functions

531 P

Quantity of hydromassage jets	6
ON/OFF pneumatic button	●
Massage Intensity Control	manual
Round series rim-mounted bath taps	○
Bath waste and overflow	●
Bath waste and overflow with filler spout	○
Bathtub trims	○
Water content*	180 l.

° = Optional * = at overflow level

(cm. 170x70-75)

Colours (A) (Y)

€

531 P			
	531 - P6 0 -	Built-in bathtub with frame.	790,00
	1	Built-in bathtub with frame, turned.	790,00
	2	Bathtub with front panel.	890,00
	3	Bathtub with front panel, turned.	890,00
	4	Bathtub with 2 panels: front and RIGHT side.	940,00
	5	Bathtub with 2 panels: front and RIGHT side, turned.	940,00
	6	Bathtub with 2 panels: front and LEFT side.	940,00
	7	Bathtub with 2 panels: front and LEFT side, turned.	940,00
	8	Bathtub panelled on 3 sides.	990,00
	9	Bathtub panelled on 3 sides, turned.	990,00

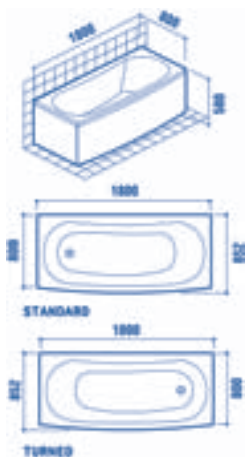
OPTIONAL

(N)



'ROUND' SERIES TAPS

R321 - - - -	Rim-mounted bath tap set. Wall-mounted shower support.	400,00
ETP- - - -	Additional charge for bath waste with combined overflow and filler spout. To order, replace the final dash of the bathtub code with 'E' and specify the colour.	100,00
2801 - - - -	Inspection and ventilation panel. for built-in bathtubs with frame equipped with whirlpool system.	130,00
B082 - - - -	Trims for bathtub with 1 or 2 sides against wall.	50,00
B083 - - - -	Trims for bathtub with 3 sides against wall.	60,00



Functions

532

Round series rim-mounted bath taps	o
Bath waste and overflow	o
Bath waste and overflow with filler spout	o
Bathtub trims	o
Water content*	252 l.

° = Optional * = at overflow level

(cm. 180x80-85,5)

Colours (A) (Y)

€

532			
532- - - 0 -	Built-in bathtub with frame.		490,00
1	Built-in bathtub with frame, turned.		490,00
2	Bathtub with front panel.		560,00
3	Bathtub with front panel, turned.		560,00
4	Bathtub with 2 panels: front and RIGHT side.		600,00
5	Bathtub with 2 panels: front and RIGHT side, turned.		600,00
6	Bathtub with 2 panels: front and LEFT side.		600,00
7	Bathtub with 2 panels: front and LEFT side, turned.		600,00
8	Bathtub panelled on 3 sides.		640,00
9	Bathtub panelled on 3 sides, turned.		640,00

When ordering a bathtub with taps, purchase of the waste is obligatory.

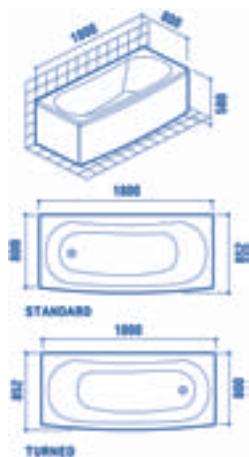
OPTIONAL

(N)



'ROUND' SERIES TAPS

R321 - - - -	Rim-mounted bath tap set. Wall-mounted shower support.	400,00
2923 - - - -	Bath waste and overflow.	150,00
2943 - - - -	Bath waste and overflow with filler spout.	300,00
B352 - - - -	Trims for bathtub with 1 or 2 sides against wall.	50,00
B353 - - - -	Trims for bathtub with 3 sides against wall.	60,00



Functions

532 P

Quantity of hydromassage jets	6
ON/OFF pneumatic button	●
Massage Intensity Control	manual
Round series rim-mounted bath taps	○
Bath waste and overflow	●
Bath waste and overflow with filler spout	○
Bathtub trims	○
Water content*	252 l.

° = Optional * = at overflow level

(cm. 180x80-85,5)

Colours (A) (Y)

€

532 P			
	532- P6 0 -	Built-in bathtub with frame.	1.080,00
	1	Built-in bathtub with frame, turned.	1.080,00
	2	Bathtub with front panel.	1.130,00
	3	Bathtub with front panel, turned.	1.130,00
	4	Bathtub with 2 panels: front and RIGHT side.	1.160,00
	5	Bathtub with 2 panels: front and RIGHT side, turned.	1.160,00
	6	Bathtub with 2 panels: front and LEFT side.	1.160,00
	7	Bathtub with 2 panels: front and LEFT side, turned.	1.160,00
	8	Bathtub panelled on 3 sides.	1.200,00
	9	Bathtub panelled on 3 sides, turned.	1.200,00

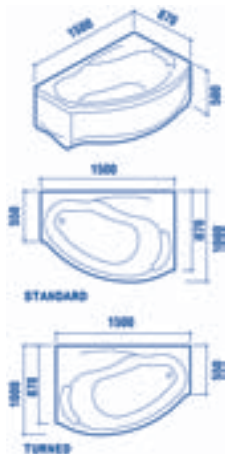
OPTIONAL

(N)



'ROUND' SERIES TAPS

R321 - - - -	Rim-mounted bath tap set. Wall-mounted shower support.	400,00
ETP- - - -	Additional charge for bath waste with combined overflow and filler spout. To order, replace the final dash of the bathtub code with 'E' and specify the colour.	100,00
2801 - - - -	Inspection and ventilation panel. for built-in bathtubs with frame equipped with whirlpool system.	130,00
B352 - - - -	Trims for bathtub with 1 or 2 sides against wall.	50,00
B353 - - - -	Trims for bathtub with 3 sides against wall.	60,00



Functions

283

Round series rim-mounted bath taps	o
Bath waste and overflow	o
Bath waste and overflow with filler spout	o
Bathtub trims	o
Water content*	185 l.

° = Optional * = at overflow level

(cm. 150x87-100)

Colours (A) (Y)

€

283	283- - - 2 -	Bathtub with front panel.	530,00
	3	Bathtub with front panel, turned.	530,00
	5	Bathtub with 2 panels: front and RIGHT side, turned.	560,00
	6	Bathtub with 2 panels: front and LEFT side.	560,00
When ordering a bathtub with taps, purchase of the waste is obligatory.			

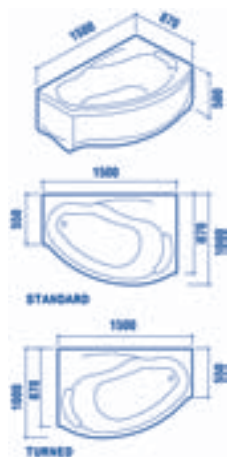
OPTIONAL

(N)



'ROUND' SERIES TAPS

R321 - - - -	Rim-mounted bath tap set. Wall-mounted shower support.	400,00
2923 - - - -	Bath waste and overflow.	150,00
2943 - - - -	Bath waste and overflow with filler spout.	300,00
B201 - - - -	Trims for bathtub with 2 sides against wall.	50,00
B301 - - - -	Trims for corner bathtub.	60,00



Functions

283 P

Quantity of hydromassage jets	6
ON/OFF pneumatic button	●
Massage Intensity Control	manual
Round series rim-mounted bath taps	○
Bath waste and overflow	●
Bath waste and overflow with filler spout	○
Bathtub trims	○
Water content*	185 l.

° = Optional * = at overflow level

(cm. 150x87-100)

Colours (A) (Y)

€

283 P			
283- P6 2 -	Bathtub with front panel.		1.080,00
3	Bathtub with front panel, turned.		1.080,00
5	Bathtub with 2 panels: front and RIGHT side, turned.		1.130,00
6	Bathtub with 2 panels: front and LEFT side.		1.130,00

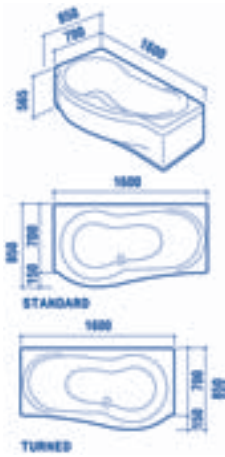
OPTIONAL

(N)



'ROUND' SERIES TAPS

R321 - - - -	Rim-mounted bath tap set. Wall-mounted shower support.	400,00
ETP- - - -	Additional charge for bath waste with combined overflow and filler spout. To order, replace the final dash of the bathtub code with 'E' and specify the colour.	100,00
B201 - - - -	Trims for bathtub with 2 sides against wall.	50,00
B301 - - - -	Trims for corner bathtub.	60,00



Functions

285

Round series rim-mounted bath taps	o
Bath waste and overflow	o
Bath waste and overflow with filler spout	o
Bathtub trims	o
Water content*	180 l.

° = Optional * = at overflow level

(cm. 160x70-85)

Colours (A) (Y)

€

285			
285- - - 2 -	Bathtub with front panel.	450,00	
3	Bathtub with front panel, turned.	450,00	
4	Bathtub with 2 panels: front and RIGHT side.	490,00	
5	Bathtub with 2 panels: front and RIGHT side, turned.	490,00	
6	Bathtub with 2 panels: front and LEFT side.	490,00	
7	Bathtub with 2 panels: front and LEFT side, turned.	490,00	
8	Bathtub panelled 3 sides.	520,00	
9	Bathtub panelled on 3 sides, turned.	520,00	

When ordering a bathtub with taps, purchase of the waste is obligatory.

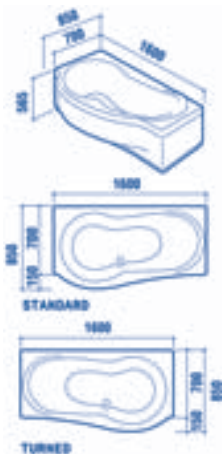
OPTIONAL

(N)



'ROUND' SERIES TAPS

R321 - - - -	Rim-mounted bath tap set. Wall-mounted shower support.	400,00
2923 - - - -	Bath waste and overflow.	150,00
2943 - - - -	Bath waste and overflow with filler spout.	300,00
B432 - - - -	Trims for bathtub with 1 or 2 sides against wall.	50,00
B433 - - - -	Trims for bathtub with 3 sides against wall.	60,00



Functions

285 P

Quantity of hydromassage jets	6
ON/OFF pneumatic button	●
Massage Intensity Control	manual
Round series rim-mounted bath taps	○
Bath waste and overflow	●
Bath waste and overflow with filler spout	○
Bathtub trims	○
Water content*	180 l.

° = Optional * = at overflow level

(cm. 160x70-85)

Colours (A) (Y)

€

285 P			
285- P6 2 -	Bathtub with front panel.		880,00
3	Bathtub with front panel, turned.		880,00
4	Bathtub with 2 panels: front and RIGHT side.		910,00
5	Bathtub with 2 panels: front and RIGHT side, turned.		910,00
6	Bathtub with 2 panels: front and LEFT side.		910,00
7	Bathtub with 2 panels: front and LEFT side, turned.		910,00
8	Bathtub panelled on 3 sides.		930,00
9	Bathtub panelled on 3 sides, turned.		930,00

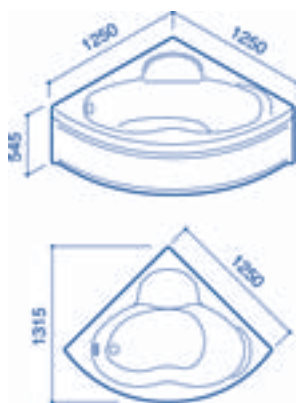
OPTIONAL

(N)



'ROUND' SERIES TAPS

R321 - - - -	Rim-mounted bath tap set. Wall-mounted shower support.	400,00
ETP- - - -	Additional charge for bath waste with combined overflow and filler spout. To order, replace the final dash of the bathtub code with 'E' and specify the colour.	100,00
B432 - - - -	Trims for bathtub with 1 or 2 sides against wall.	50,00
B433 - - - -	Trims for bathtub with 3 sides against wall.	60,00



Functions 256

Round series rim-mounted bath taps	o
Bath waste and overflow	o
Bath waste and overflow with filler spout	o
Bathtub trims	o
Water content*	170 l.

° = Optional * = at overflow level

(cm. 125x125)

Colours (A) (Y)

€

256	256- - - 2 - Panelled corner bathtub.	680,00
<p>When ordering a bathtub with taps, purchase of the waste is obligatory.</p>		

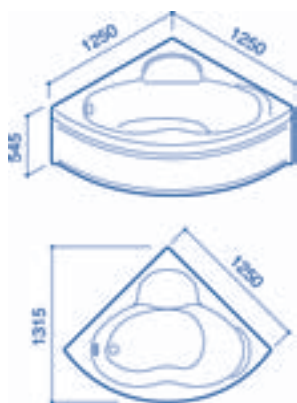
OPTIONAL

(N)



'ROUND' SERIES TAPS

R321 - - - -	Rim-mounted bath tap set. Wall-mounted shower support.	400,00
2923 - - - -	Bath waste and overflow.	150,00
2943 - - - -	Bath waste and overflow with filler spout.	300,00
B562 - - - -	Trims for corner bathtub.	50,00



Functions

256 P

Quantity of hydromassage jets	6
ON/OFF pneumatic button	●
Massage Intensity Control	manual
Round series rim-mounted bath taps	○
Bath waste and overflow	●
Bath waste and overflow with filler spout	○
Bathtub trims	○
Water content*	170 l.

° = Optional * = at overflow level

(cm. 125x125)

Colours (A) (Y)

€

256 P	256- P6 2 - Panelled corner bathtub.	1.120,00
--------------	--------------------------------------	-----------------

OPTIONAL

(N)

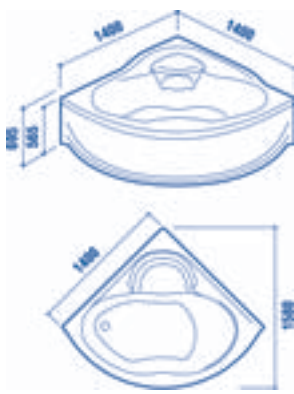


'ROUND' SERIES TAPS

R321 - - - -	Rim-mounted bath tap set. Wall-mounted shower support.	400,00
ETP- - - - -	Additional charge for bath waste with combined overflow and filler spout. To order, replace the final dash of the bathtub code with 'E' and specify the colour.	100,00
B562 - - - -	Trims for corner bathtub.	50,00

Functions

242



Round series rim-mounted bath taps	o
Bath waste and overflow	o
Bath waste and overflow with filler spout	o
Bathtub trims	o
Water content*	245 l.

° = Optional * = at overflow level

(cm. 140x140)

Colours (A) (Y)

parts in polyurethane
standard White, Turquoise on request

€

242	242- - - 2 - Panelled corner bathtub.	940,00
When ordering a bathtub with taps, purchase of the waste is obligatory.		

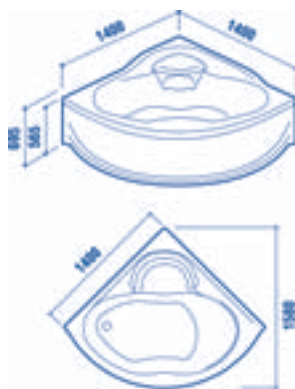
OPTIONAL

(N)



'ROUND' SERIES TAPS

R321 - - - -	Rim-mounted bath tap set. Wall-mounted shower support.	400,00
2923 - - - -	Bath waste and overflow.	150,00
2943 - - - -	Bath waste and overflow with filler spout.	300,00
B443 - - - -	Flexible trims for bathtub.	60,00



Functions

242 P

Quantity of hydromassage jets	6
ON/OFF pneumatic button	●
Massage Intensity Control	manual
Round series rim-mounted bath taps	○
Bath waste and overflow	●
Bath waste and overflow with filler spout	○
Bathtub trims	○
Water content*	245 l.

(cm. 140x140)

Colours (A) (Y)

€

242 P	242- P6 2 - Panelled corner bathtub.	1.370,00
--------------	--------------------------------------	-----------------

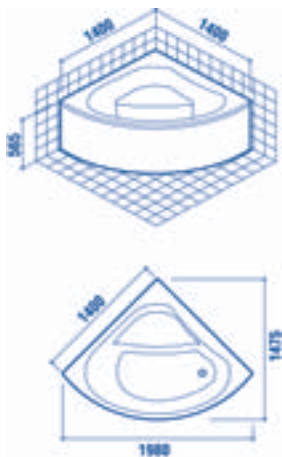
OPTIONAL

(N)



'ROUND' SERIES TAPS

R321	- - - -	Rim-mounted bath tap set. Wall-mounted shower support.	400,00
ETP-	- - - -	Additional charge for bath waste with combined overflow and filler spout. To order, replace the final dash of the bathtub code with 'E' and specify the colour.	100,00
B443	- - - -	Flexible trims for bathtub.	60,00



Functions

533

Round series rim-mounted bath taps	o
Bath waste and overflow	o
Bath waste and overflow with filler spout	o
Bathtub trims	o
Water content*	210 l.

° = Optional * = at overflow level

(cm. 140x140)

Colours (A) (Y)

€

533	533- - - 0 -	Built-in corner bathtub with frame.	720,00
	2	Panelled corner bathtub.	820,00
When ordering a bathtub with taps, purchase of the waste is obligatory.			

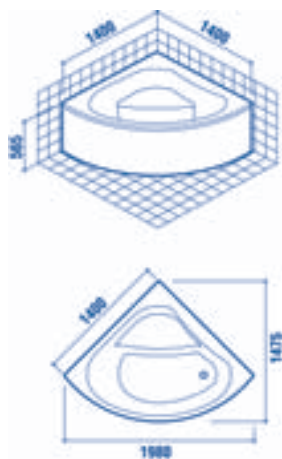
OPTIONAL

(N)



'ROUND' SERIES TAPS

R321 - - - -	Rim-mounted bath tap set. Wall-mounted shower support.	400,00
2923 - - - -	Bath waste and overflow.	150,00
2943 - - - -	Bath waste and overflow with filler spout.	300,00
B292 - - - -	Trims for corner bathtub.	60,00



Functions

533 P

Quantity of hydromassage jets	6
ON/OFF pneumatic button	●
Massage Intensity Control	manual
Round series rim-mounted bath taps	○
Bath waste and overflow	●
Bath waste and overflow with filler spout	○
Bathtub trims	○
Water content*	210 l.

° = Optional * = at overflow level

(cm. 140x140)

Colours (A) (Y)

€

533 P	533- P6 0 -	Built-in corner bathtub with frame.	1.310,00
	2	Panelled corner bathtub.	1.430,00

OPTIONAL

(N)



'ROUND' SERIES TAPS

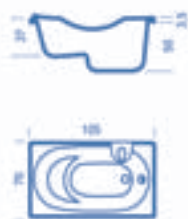
R321 - - - -	Rim-mounted bath tap set. Wall-mounted shower support.	400,00
ETP- - - -	Additional charge for bath waste with combined overflow and filler spout. To order, replace the final dash of the bathtub code with 'E' and specify the colour.	100,00
2801 - - - -	Inspection and ventilation panel. for built-in bathtubs with frame equipped with whirlpool system.	130,00
B292 - - - -	Trims for corner bathtub.	60,00

Colours (A)

€

V01

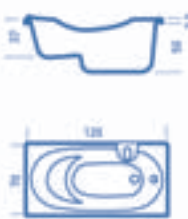
(cm. 105x70)



V01D - - - -	Built-in bathtub without frame (5-piece pallet)	700,00
V01G - - - -	Built-in bathtub without frame (15-piece pallet)	1.950,00
K168 - - - -	Built-in bathtub feet kit (can be ordered separately)	100,00

V02

(cm. 120x70)



V02D - - - -	Bañera empotrada sin bastidor (palet de 5 pz)	700,00
V02G - - - -	Built-in bathtub without frame (15-piece pallet)	1.950,00
K168 - - - -	Built-in bathtub feet kit (can be ordered separately)	100,00

V03

(cm. 140x70)



V03D - - - -	Built-in bathtub without frame (5-piece pallet)	700,00
V03G - - - -	Built-in bathtub without frame (15-piece pallet)	1.950,00
K168 - - - -	Built-in bathtub feet kit (can be ordered separately)	100,00

V04

(cm. 150x70)



V04D - - - -	Built-in bathtub without frame (5-piece pallet)	700,00
V04G - - - -	Built-in bathtub without frame (15-piece pallet)	1.950,00
K168 - - - -	Built-in bathtub feet kit (can be ordered separately)	100,00

V05

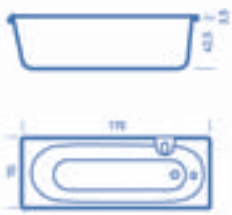
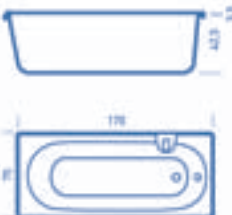
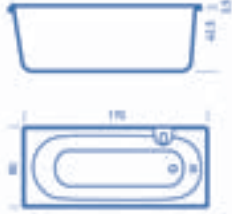


(cm. 160x70)



V05G - - - -	Built-in bathtub without frame (15-piece pallet)	1.950,00
K168 - - - -	Built-in bathtub feet kit (can be ordered separately)	100,00

Colours **A**

€

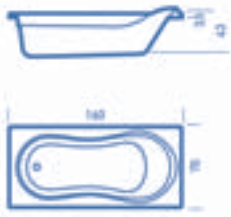
<p>V06</p> <p>(cm. 170x70)</p> 	<p>V06G - - - - Built-in bathtub without frame (15-piece pallet) 1.950,00</p> <p>K168 - - - - Built-in bathtub feet kit (can be ordered separately) 100,00</p>
<p>V07</p> <p>(cm. 170x75)</p> 	<p>V07D - - - - Built-in bathtub without frame (5-piece pallet) 800,00</p> <p>V07G - - - - Built-in bathtub without frame (15-piece pallet) 2.250,00</p> <p>K168 - - - - Built-in bathtub feet kit (can be ordered separately) 100,00</p>
<p>V08</p> <p>(cm. 170x80)</p> 	<p>V08D - - - - Built-in bathtub without frame (5-piece pallet) 800,00</p> <p>V08G - - - - Built-in bathtub without frame (15-piece pallet) 2.250,00</p> <p>K168 - - - - Built-in bathtub feet kit (can be ordered separately) 100,00</p>
<p>V09</p> <p>(cm. 180x80)</p> 	<p>V09D - - - - Built-in bathtub without frame (5-piece pallet) 800,00</p> <p>V09G - - - - Built-in bathtub without frame (15-piece pallet) 2.250,00</p> <p>K168 - - - - Built-in bathtub feet kit (can be ordered separately) 100,00</p>
<p>V10</p> <p>(cm. 140x140)</p> 	<p>V10B - - - - Built-in bathtub without frame. 760,00</p> <p>V10D - - - - Built-in bathtub without frame (5-piece pallet) 3.150,00</p> <p>V10G - - - - Built-in bathtub without frame (15-piece pallet) 7.950,00</p> <p>K168 - - - - Built-in bathtub feet kit (can be ordered separately) 100,00</p>

Colours (A)

€

253

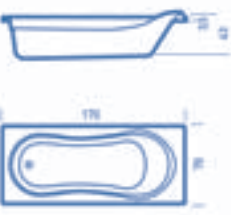
(cm. 160x70)



253G - - - -	Built-in bathtub without frame (15-piece pallet)	1.950,00
K168 - - - -	Built-in bathtub feet kit (can be ordered separately)	100,00

254

(cm. 170x70)



254G - - - -	Built-in bathtub without frame (15-piece pallet)	1.950,00
K168 - - - -	Built-in bathtub feet kit (can be ordered separately)	100,00

256

(cm. 125x125)



256B - - - -	Built-in bathtub without frame.	620,00
256D - - - -	Built-in bathtub without frame (5-piece pallet)	2.950,00
K168 - - - -	Built-in bathtub feet kit (can be ordered separately)	100,00

SHOWERS



L02 **TALOCCI DESIGN**

L02 90x75 cm **PAGE 42**



L03 **LENCI-TALOCCI DESIGN**

L03 80x80 cm **PAGE 44**



L04 **LENCI DESIGN**

L04 110x80 cm **PAGE 46**

SHOWERS



L05 **LENCI DESIGN**

L05 90x90 cm **PAGE 48**



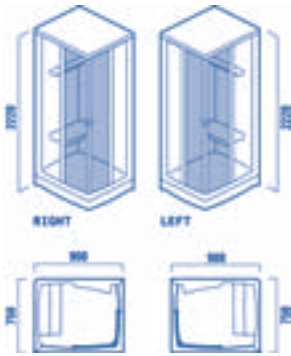
L06 **TALOCCI DESIGN**

L06 115x85 cm **PAGE 50**



L07 **TALOCCI DESIGN**

L07 140x92 cm **PAGE 52**



Functions

L02

L02 MULTI

Functions	L02	L02 MULTI
Shower on rail	●	●
Thermostatic or single-lever mixer	●	●
Water massage selection		manual
6 jet vertical massage		●
Central overhead shower	○	●
Roof	●	●
Cromoexperience function		○
Bluetooth audio system		○
'Silver' finishing Kit (Vertical edging profiles)	○	○
Clean Glass	○	○

° = Optional

(cm. 90x75)

Colours (A) (Y)

Taps (N)

€

L02

RECTANGULAR SHOWER

L02-	--	4 C	Cabin with clear panels in GLASS RIGHT hand model.	1.740,00
		6	Cabin with clear panels in GLASS LEFT hand model.	1.740,00

TAPS (one of 2 versions obligatory)

R201	--	--	Teuco accessories + monolever mixer.	260,00 (N)
R204	--	--	Teuco accessories + thermostatic mixer.	360,00

OPTIONAL

K026	--	--	Showerhead. Wall-mounted flow diverter.	280,00
CG--	--	--	'Clean Glass' water-repellent panels.	300,00
K030	--	--	'Silver' finishing Kit (Vertical edging profiles).	100,00

L02 MULTI

RECTANGULAR SHOWER WITH MULTIFUNCTIONS

L02M	--	4 C	Cabin with clear panels in GLASS RIGHT hand model.	2.090,00
		6	Cabin with clear panels in GLASS LEFT hand model.	2.090,00

TAPS (one of 2 versions obligatory)

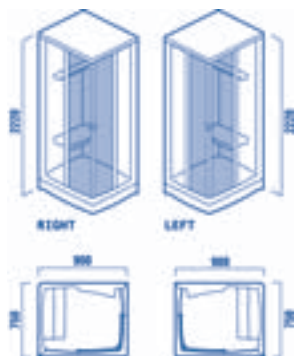
R114	--	--	Teuco accessories + monolever mixer.	430,00 (N)
R169	--	--	Teuco accessories + thermostatic mixer.	530,00

OPTIONAL

K180	--	--	Cromoexperience function	490,00
K152	--	--	Bluetooth audio system	540,00
K030	--	--	'Silver' finishing Kit (Vertical edging profiles).	100,00
CG--	--	--	'Clean Glass' water-repellent panels.	300,00

NOTE

N.B. Pressure required for multifunctions from 2 to 5 bar.



Functions	L02 Turkish bath	L02 Turkish bath COMFORT
Shower on rail	●	●
Roof and overhead central shower	●	●
Thermostatic or single-lever mixer	●	●
Turkish bath with temperature selection		●
Turkish bath	●	
Water massage selection	manual	manual
Massages: 3 back jets, 6 vertical jets, 2 foot jets		●
6 jet vertical massage	●	
Light unit		●
Aromatherapy Dispenser	●	●
Cromoexperience function	○	○ (1)
Bluetooth audio system	○	○
'Silver' finishing Kit (Vertical edging profiles)	○	○
Clean Glass	○	○

° = Optional (1) The ceiling light is unavailable with the Cromoexperience function

(cm. 90x75)

Colours (A) (Y)

Taps (N)

€

L02 Turkish bath

RECTANGULAR SHOWER WITH TURKISH BATH AND MULTIFUNCTIONS

L02J S2 4 C	Cabin with clear panels in GLASS RIGHT hand model.	3.200,00
6	Cabin with clear panels in GLASS LEFT hand model.	3.200,00

TAPS (one of 2 versions obligatory)

R172 - - - -	Teuco accessories + monolever mixer.	430,00 (N)
R192 - - - -	Teuco accessories + thermostatic mixer.	530,00

OPTIONAL

K180 - - - -	Cromoexperience function	490,00
K152 - - - -	Bluetooth audio system	540,00
K030 - - - -	'Silver' finishing Kit (Vertical edging profiles).	100,00
CG- - - - -	'Clean Glass' water-repellent panels.	300,00

L02 Comfort

RECTANGULAR SHOWER WITH TURKISH BATH AND MULTIFUNCTIONS - COMFORT

L02C S2 4 C	Cabin with clear panels in GLASS, RIGHT hand model.	3.900,00
6	Cabin with clear panels in GLASS, LEFT hand model.	3.900,00

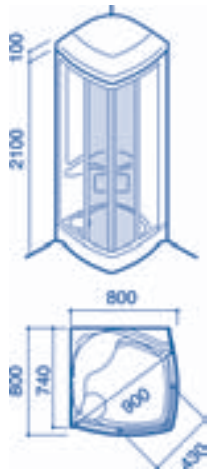
TAPS (one of 2 versions obligatory)

R172 - - - -	Teuco accessories + monolever mixer.	430,00 (N)
R192 - - - -	Teuco accessories + thermostatic mixer.	530,00

OPTIONAL

K180 - - - -	Cromoexperience function	490,00
K152 - - - -	Bluetooth audio system	540,00
K030 - - - -	'Silver' finishing Kit (Vertical edging profiles).	100,00
CG- - - - -	'Clean Glass' water-repellent panels.	300,00

NOTE



Functions	L03	L03 MULTI
Shower on rail	●	●
Roof and overhead central shower	○	●
Thermostatic or single-lever mixer	●	●
Water massage selection		manual
6 jet vertical massage		●
Cromoexperience function		○
Bluetooth audio system		○
'Silver' finishing Kit (Vertical edging profiles)	○	○
Clean Glass	○	○

° = Optional

(cm. 80x80)

Colours (A) (Y)

Taps (N)

€

L03

SQUARE SHOWER

L03- - - C Cabin with clear panels in GLASS. 1.740,00

TAPS (one of 2 versions obligatory)

R201 - - - Teuco accessories + monolever mixer. 260,00 (N)

R204 - - - Teuco accessories + thermostatic mixer. 360,00

OPTIONAL

K047 - - - Roof and showerhead.Wall-mounted flow diverter. 270,00

CG - - - 'Clean Glass' water-repellent panels. 300,00

K052 - - - 'Silver' finishing Kit (Vertical edging profiles). 100,00

L03 MULTI

SQUARE SHOWER WITH MULTIFUNCTIONS

L03M - - - C Cabin with clear panels in GLASS . 2.090,00

TAPS (one version obligatory)

R114 - - - Teuco accessories + monolever mixer. 430,00 (N)

R169 - - - Teuco accessories + thermostatic mixer. 530,00

OPTIONAL

K180 - - - Cromoexperience function 490,00

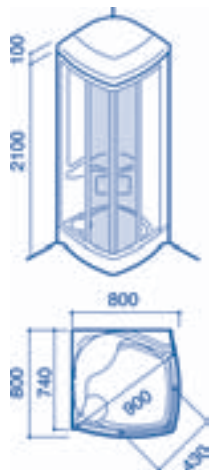
K152 - - - Bluetooth audio system 540,00

K052 - - - 'Silver' finishing Kit (Vertical edging profiles). 100,00

CG - - - 'Clean Glass' water-repellent panels. 300,00

N.B. Pressure required for multifunctions from 2 to 5 bar.

NOTE



Functions	L03 Turkish bath	L03 03 Turkish bath COMFORT
Shower on rail	●	●
Roof and overhead central shower	●	●
Thermostatic or single-lever mixer	●	●
Turkish bath with temperature selection		●
Turkish bath	●	
Water massage selection	manual	manual
Massages: 3 back jets, 6 vertical jets, 2 foot jets		●
6 jet vertical massage	●	
Light unit		●
Aromatherapy Dispenser	●	●
Cromoexperience function	○	○ (1)
Bluetooth audio system	○	○
'Silver' finishing Kit (Vertical edging profiles)	○	○
Clean Glass	○	○

° = Optional (1) The ceiling light is unavailable with the Cromoexperience function

(cm. 80x80)

Colours (A) (Y)

Taps (N)

€

L03 Turkish bath

SQUARE SHOWER WITH TURKISH BATH AND MULTIFUNCTIONS

L03J S2 - C Cabin with clear panels in GLASS. **3.200,00**

TAPS (one of 2 versions obligatory)

R172 - - - - Teuco accessories + monolever mixer. **430,00** (N)

R192 - - - - Teuco accessories + thermostatic mixer. **530,00**

OPTIONAL

K180 - - - - Cromoexperience function **490,00**

K152 - - - - Bluetooth audio system **540,00**

K052 - - - - 'Silver' finishing Kit (Vertical edging profiles). **100,00**

CG - - - - 'Clean Glass' water-repellent panels. **300,00**

L03 Comfort

RECTANGULAR SHOWER WITH TURKISH BATH AND MULTIFUNCTIONS - COMFORT

L03C S2 - C Cabin with clear panels in GLASS. **3.900,00**

TAPS (one of 2 versions obligatory)

R172 - - - - Teuco accessories + monolever mixer. **430,00** (N)

R192 - - - - Teuco accessories + thermostatic mixer. **530,00**

OPTIONAL

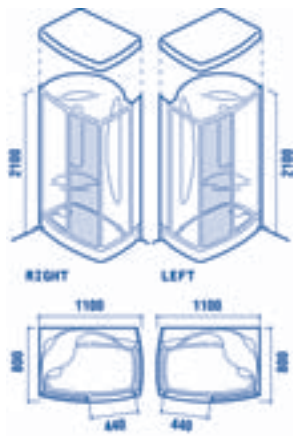
K180 - - - - Cromoexperience function **490,00**

K152 - - - - Bluetooth audio system **540,00**

K052 - - - - 'Silver' finishing Kit (Vertical edging profiles). **100,00**

CG - - - - 'Clean Glass' water-repellent panels. **300,00**

NOTE



Functions

	L04	L04 MULTI
Shower on rail	●	●
Roof and overhead central shower	○	●
Thermostatic or single-lever mixer	●	●
Water massage selection		manual
6 jet vertical massage		●
Cromoexperience function		○
Bluetooth audio system		○
'Silver' finishing Kit (Vertical edging profiles)	○	○
Clean Glass	○	○

° = Optional

(cm. 110x80)

Colours (A) (Y)

Taps (N)

€

L04

RECTANGULAR SHOWER

L04-	--	4	C	Cabin with clear panels in GLASS RIGHT hand model.	1.820,00
		6		Cabin with clear panels in GLASS LEFT hand model.	1.820,00

TAPS (one of 2 versions obligatory) (N)

R201	--	-	-	Teuco accessories + monolever mixer.	260,00
R204	--	-	-	Teuco accessories + thermostatic mixer.	360,00

OPTIONAL

K048	--	-	-	Roof and showerhead. Wall-mounted flow diverter. To order the roof please specify No. 4 for right version and No. 6 for left version.	270,00
CG--	--	-	-	'Clean Glass' water-repellent panels.	300,00
K044	--	-	-	'Silver' finishing Kit (Vertical edging profiles).	100,00

L04 MULTI

RECTANGULAR SHOWER WITH MULTIFUNCTIONS

L04M	--	4	C	Cabin with clear panels in GLASS RIGHT hand model.	2.200,00
		6		Cabin with clear panels in GLASS LEFT hand model.	2.200,00

TAPS (one of 2 versions obligatory) (N)

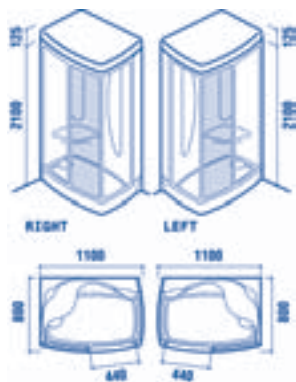
R114	--	-	-	Teuco accessories + monolever mixer.	430,00
R169	--	-	-	Teuco accessories + thermostatic mixer.	530,00

OPTIONAL

K180	--	-	-	Cromoexperience function	490,00
K152	--	-	-	Bluetooth audio system	540,00
K044	--	-	-	'Silver' finishing Kit (Vertical edging profiles).	100,00
CG--	--	-	-	'Clean Glass' water-repellent panels.	300,00

NOTE

N.B. Pressure required for multifunctions from 2 to 5 bar.



Functions

	L04 Turkish bath	L04 Turkish bath COMFORT
Shower on rail	●	●
Roof and overhead central shower	●	●
Thermostatic or single-lever mixer	●	●
Turkish bath with temperature selection		●
Turkish bath	●	
Water massage selection	manual	manual
Massages: 3 back jets, 6 vertical jets, 2 foot jets		●
6 jet vertical massage	●	
Light unit		●
Aromatherapy Dispenser	●	●
Cromoexperience function	○	○ (1)
Bluetooth audio system	○	○
'Silver' finishing Kit (Vertical edging profiles)	○	○
Clean Glass	○	○

° = Optional (1) The ceiling light is unavailable with the Cromoexperience function

(cm. 110x80)

Colours (A) (Y)

Taps (N)

€

L04 Turkish bath

RECTANGULAR SHOWER WITH TURKISH BATH AND MULTIFUNCTIONS

L04J S2 4 C	Cabin with clear panels in GLASS RIGHT hand model.	3.350,00
6	Cabin with clear panels in GLASS LEFT hand model.	3.350,00

TAPS (one of 2 versions obligatory)

R172 - - - -	Teuco accessories + monolever mixer.	430,00 (N)
R192 - - - -	Teuco accessories + thermostatic mixer.	530,00

OPTIONAL

K180 - - - -	Cromoexperience function	490,00
K152 - - - -	Bluetooth audio system	540,00
K044 - - - -	'Silver' finishing Kit (Vertical edging profiles).	100,00
CG - - - -	'Clean Glass' water-repellent panels.	300,00

L04 Comfort

RECTANGULAR SHOWER WITH TURKISH BATH AND MULTIFUNCTIONS - COMFORT

L04C S2 4 C	Cabin with clear panels in GLASS RIGHT hand model.	4.050,00
6	Cabin with clear panels in GLASS LEFT hand model.	4.050,00

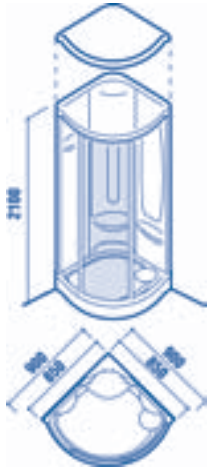
TAPS (one of 2 versions obligatory)

R172 - - - -	Teuco accessories + monolever mixer.	430,00 (N)
R192 - - - -	Teuco accessories + thermostatic mixer.	530,00

OPTIONAL

K180 - - - -	Cromoexperience function	490,00
K152 - - - -	Bluetooth audio system	540,00
K044 - - - -	'Silver' finishing Kit (Vertical edging profiles).	100,00
CG - - - -	'Clean Glass' water-repellent panels.	300,00

NOTE



Functions	L05	L05 MULTI
Shower on rail	●	●
Roof and overhead central shower	○	●
Thermostatic or single-lever mixer	●	●
Water massage selection		manual
6 jet vertical massage		●
Cromoexperience function		○
Bluetooth audio system		○
'Silver' finishing Kit (Vertical edging profiles)	○	○
Clean Glass	○	○

° = Optional

(cm. 90x90)

Colours (A) (Y)

Taps (N)

€

L05**CORNER SHOWER**

L05- - - C Cabin with clear panels in GLASS.

1.740,00

TAPS (one of 2 versions obligatory)

R201 - - - Teuco accessories + monolever mixer.

260,00 (N)

R204 - - - Teuco accessories + thermostatic mixer.

360,00

OPTIONAL

K049 - - - Roof and showerhead. Wall-mounted flow diverter.

270,00

CG - - - 'Clean Glass' water-repellent panels.

300,00

K045 - - - 'Silver' finishing Kit (Vertical edging profiles).

100,00

L05 MULTI**CORNER SHOWER WITH MULTIFUNCTIONS**

L05M - - - C Cabin with clear panels in GLASS.

2.090,00

TAPS (one of 2 versions obligatory)

R114 - - - Teuco accessories + monolever mixer.

430,00 (N)

R169 - - - Teuco accessories + thermostatic mixer.

530,00

OPTIONAL

K180 - - - Cromoexperience function

490,00

K152 - - - Bluetooth audio system

540,00

K045 - - - 'Silver' finishing Kit (Vertical edging profiles).

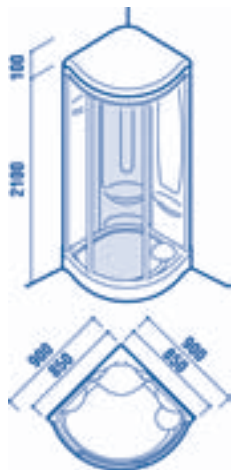
100,00

CG - - - 'Clean Glass' water-repellent panels.

300,00

N.B. Pressure required for multifunctions from 2 to 5 bar.

NOTE



Functions	L05 Turkish bath	L05 Turkish bath COMFORT
Shower on rail	●	●
Roof and overhead central shower	●	●
Thermostatic or single-lever mixer	●	●
Turkish bath with temperature selection		●
Turkish bath	●	
Water massage selection	manual	manual
Massages: 3 back jets, 6 vertical jets, 2 foot jets		●
6 jet vertical massage	●	
Light unit		●
Aromatherapy Dispenser	●	●
Cromoexperience function	○	○ (1)
Bluetooth audio system	○	○
'Silver' finishing Kit (Vertical edging profiles)	○	○
Clean Glass	○	○

° = Optional (1) The ceiling light is unavailable with the Cromoexperience function

(cm. 90x90)

Colours (A) (Y)

Taps (N)

€

L05 Turkish bath

CORNER SHOWER WITH TURKISH BATH AND MULTIFUNCTIONS

L05J S2 - C Cabin with clear panels in GLASS. **3.200,00**

TAPS (one of 2 versions obligatory)

R172 - - - - Teuco accessories + monolever mixer. **430,00** (N)

R192 - - - - Teuco accessories + thermostatic mixer. **530,00**

OPTIONAL

K180 - - - - Cromoexperience function **490,00**

K152 - - - - Bluetooth audio system **540,00**

K045 - - - - 'Silver' finishing Kit (Vertical edging profiles). **100,00**

CG - - - - 'Clean Glass' water-repellent panels. **300,00**

L05 Comfort

CORNER SHOWER WITH TURKISH BATH AND MULTIFUNCTIONS - COMFORT

L05C S2 - C Cabin with clear panels in GLASS **3.900,00**

TAPS (one of 2 versions obligatory)

R172 - - - - Teuco accessories + monolever mixer. **430,00** (N)

R192 - - - - Teuco accessories + thermostatic mixer. **530,00**

OPTIONAL

K180 - - - - Cromoexperience function **490,00**

K152 - - - - Bluetooth audio system **540,00**

K045 - - - - 'Silver' finishing Kit (Vertical edging profiles). **100,00**

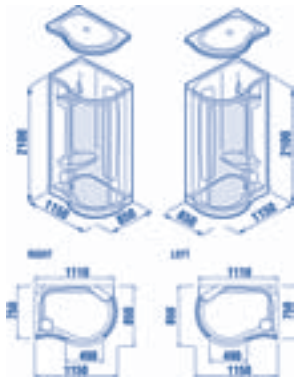
CG - - - - 'Clean Glass' water-repellent panels. **300,00**

NOTE

Functions

L06

L06 MULTI



Functions	L06	L06 MULTI
Shower on rail	●	●
Roof and overhead central shower	○	●
Thermostatic or single-lever mixer	●	●
Water massage selection		manual
6 jet vertical massage		●
Cromoexperience function		○
Bluetooth audio system		○
'Silver' finishing Kit (Vertical edging profiles)	○	○
Clean Glass	○	○

° = Optional

(cm. 115x85)

Colours (A) (Y)

Taps (N)

€

L06

RECTANGULAR SHOWER

L06-	--	4 C	RIGHT hand model.	2.050,00
		6	Cabin with clear panels in GLASS LEFT hand model.	2.050,00

TAPS (one of 2 versions obligatory) (N)

R201	--	- - -	Teuco accessories + monolever mixer.	260,00
R204	--	- - -	Teuco accessories + thermostatic mixer.	360,00

OPTIONAL

K110	--	- - -	Roof and showerhead. Wall-mounted flow diverter. To order the roof please specify No. 4 for right version and No. 6 for left version.	
CG--	--	- - -	'Clean Glass' water-repellent panels.	300,00
K044	--	- - -	'Silver' finishing Kit (Vertical edging profiles).	100,00

L06 MULTI

RECTANGULAR SHOWER WITH MULTIFUNCTIONS

L06M	--	4 C	Cabin with clear panels in GLASS RIGHT hand model.	2.400,00
		6	Cabin with clear panels in GLASS LEFT hand model.	2.400,00

TAPS (one of 2 versions obligatory) (N)

R114	--	- - -	Teuco accessories + monolever mixer.	430,00
R169	--	- - -	Teuco accessories + thermostatic mixer.	530,00

OPTIONAL

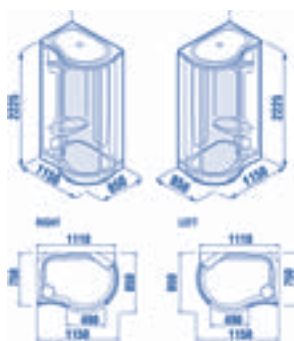
K180	--	- - -	Cromoexperience function	490,00
K152	--	- - -	Bluetooth audio system	540,00
K044	--	- - -	'Silver' finishing Kit (Vertical edging profiles).	100,00
CG--	--	- - -	'Clean Glass' water-repellent panels.	300,00

NOTE

N.B. Pressure required for multifunctions from 2 to 5 bar.

Functions

	L06 Turkish bath	L06 Turkish bath COMFORT
Shower on rail	●	●
Roof and overhead central shower	●	●
Thermostatic or single-lever mixer	●	●
Turkish bath with temperature selection		●
Turkish bath	●	
Water massage selection	manual	manual
Massages: 3 back jets, 6 vertical jets, 2 foot jets		●
6 jet vertical massage	●	
Light unit		●
Aromatherapy Dispenser	●	●
Cromoexperience function	○	○ (1)
Bluetooth audio system	○	○
'Silver' finishing Kit (Vertical edging profiles)	○	○
Clean Glass	○	○



° = Optional (1) The ceiling light is unavailable with the Cromoexperience function

(cm. 115x85)

Colours (A) (Y)

Taps (N)

€

L06 Turkish bath

RECTANGULAR SHOWER WITH TURKISH BATH AND MULTIFUNCTIONS

L06J S2 4 C	Cabin with clear panels in GLASS RIGHT hand model.	3.500,00
6	Cabin with clear panels in GLASS LEFT hand model.	3.500,00

TAPS (one of 2 versions obligatory)

R172 - - - -	Teuco accessories + monolever mixer.	430,00 (N)
R192 - - - -	Teuco accessories + thermostatic mixer.	530,00

OPTIONAL

K180 - - - -	Cromoexperience function	490,00
K152 - - - -	Bluetooth audio system	540,00
K044 - - - -	'Silver' finishing Kit (Vertical edging profiles).	100,00
CG - - - -	'Clean Glass' water-repellent panels.	300,00

L06 Comfort

RECTANGULAR SHOWER WITH TURKISH BATH AND MULTIFUNCTIONS - COMFORT

L06C S2 4 C	Cabin with clear panels in GLASS RIGHT hand model.	4.200,00
6	Cabin with clear panels in GLASS LEFT hand model.	4.200,00

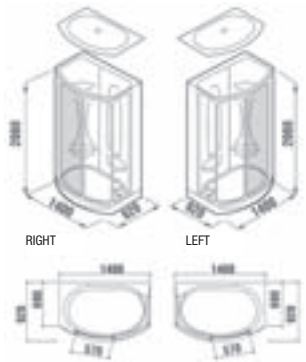
TAPS (one of 2 versions obligatory)

R172 - - - -	Teuco accessories + monolever mixer.	430,00 (N)
R192 - - - -	Teuco accessories + thermostatic mixer.	530,00

OPTIONAL

K180 - - - -	Cromoexperience function	490,00
K152 - - - -	Bluetooth audio system	540,00
K044 - - - -	'Silver' finishing Kit (Vertical edging profiles).	100,00
CG - - - -	'Clean Glass' water-repellent panels.	300,00

NOTE



Functions

L07

L07 MULTI

Functions	L07	L07 MULTI
Shower on rail	●	●
Roof and overhead central shower	○	●
Thermostatic or single-lever mixer	●	●
Water massage selection		manual
6 jet vertical massage		●
Cromoexperience function		○
Bluetooth audio system		○
'Silver' finishing Kit (Vertical edging profiles)	○	○
Clean Glass	○	○

° = Optional

(cm. 140x92)

Colours (A) (Y)

Taps (N)

€

L07

RECTANGULAR SHOWER

L07-	--	4	C	Cabin with clear panels in GLASS RIGHT hand model.	2.460,00
		6		Cabin with clear panels in GLASS LEFT hand model.	2.460,00

TAPS (one of 2 versions obligatory)

R201	--	-	-	Teuco accessories + monolever mixer.	260,00 (N)
R204	--	-	-	Teuco accessories + thermostatic mixer.	360,00

OPTIONAL

K111	--	-	-	Cupolino e Soffione doccia. Deviatore a parete. To order the roof please specify No. 4 for right version and No. 6 for left version.	
CG--	--	-	-	'Clean Glass' water-repellent panels.	300,00
K044	--	-	-	'Silver' finishing Kit (Vertical edging profiles).	100,00

L07 MULTI

RECTANGULAR SHOWER WITH MULTIFUNCTIONS

L07M	--	4	C	Cabin with clear panels in GLASS RIGHT hand model.	2.810,00
		6		Cabin with clear panels in GLASS LEFT hand model.	2.810,00

TAPS (one of 2 versions obligatory)

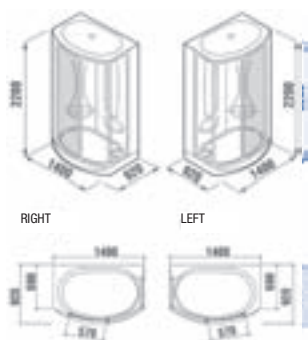
R114	--	-	-	Teuco accessories + monolever mixer.	430,00 (N)
R169	--	-	-	Teuco accessories + thermostatic mixer.	530,00

OPTIONAL

K180	--	-	-	Cromoexperience function	490,00
K152	--	-	-	Bluetooth audio system	540,00
K044	--	-	-	'Silver' finishing Kit (Vertical edging profiles).	100,00
CG--	--	-	-	'Clean Glass' water-repellent panels.	300,00

NOTE

N.B. Pressure required for multifunctions from 2 to 5 bar.



Functions

	L07 Turkish bath	L07 Turkish bath COMFORT
Shower on rail	●	●
Roof and overhead central shower	●	●
Thermostatic or single-lever mixer	●	●
Turkish bath with temperature selection		●
Turkish bath	●	
Water massage selection	manual	manual
Massages: 3 back jets, 6 vertical jets, 2 foot jets		●
6 jet vertical massage	●	
Light unit		●
Aromatherapy Dispenser	●	●
Cromoexperience function	○	○ (1)
Bluetooth audio system	○	○
'Silver' finishing Kit (Vertical edging profiles)	○	○
Clean Glass	○	○

° = Optional (1) The ceiling light is unavailable with the Cromoexperience function

(cm. 140x92)

Colours (A) (Y)

Taps (N)

€

L07 Turkish bath

RECTANGULAR SHOWER WITH TURKISH BATH AND MULTIFUNCTIONS

L07J S2 4 C	Cabin with clear panels in GLASS RIGHT hand model.	3.900,00
6	Cabin with clear panels in GLASS LEFT hand model.	3.900,00

TAPS (one of 2 versions obligatory)

R172 - - - -	Teuco accessories + monolever mixer.	430,00 (N)
R192 - - - -	Teuco accessories + thermostatic mixer.	530,00

OPTIONAL

K180 - - - -	Cromoexperience function	490,00
K152 - - - -	Bluetooth audio system	540,00
K044 - - - -	'Silver' finishing Kit (Vertical edging profiles).	100,00
CG - - - -	'Clean Glass' water-repellent panels.	300,00

L07 Comfort

RECTANGULAR SHOWER WITH TURKISH BATH AND MULTIFUNCTIONS - COMFORT

L07C S2 4 C	Cabin with clear panels in GLASS RIGHT hand model.	4.600,00
6	Cabin with clear panels in GLASS LEFT hand model.	4.600,00

TAPS (one of 2 versions obligatory)

R172 - - - -	Teuco accessories + monolever mixer.	430,00 (N)
R192 - - - -	Teuco accessories + thermostatic mixer.	530,00

OPTIONAL

K180 - - - -	Cromoexperience function	490,00
K152 - - - -	Bluetooth audio system	540,00
K044 - - - -	'Silver' finishing Kit (Vertical edging profiles).	100,00
CG - - - -	'Clean Glass' water-repellent panels.	300,00

NOTE

COMBI UNITS



SINTESI 226-284 **LENCI-TALOCCI DESIGN**

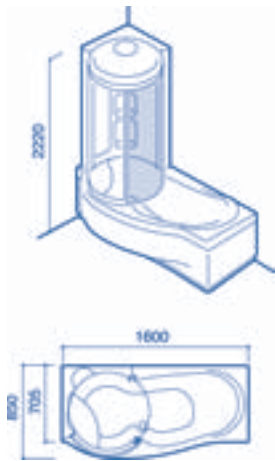
284 160x70,5-85 cm **PAGE 56**

226 170x70,5-85 cm **PAGE 58**



SINTESI 286 **LENCI-TALOCCI DESIGN**

286 180x80-97 cm **PAGE 60**



Functions	284	284 P
Quantity of hydromassage jets		6
Equipped end panel for one-wall version	●	●
4-function shower on rail	●	●
Thermostatic or single-lever mixer	●	●
ON/OFF pneumatic button		●
Massage Intensity Control		manual
Central overhead shower	●	●
Combined overflow filler for bath	●	●
Removable seat	●	●
Clean Glass	○	○
Water content*	180 l.	180 l.

° = Optional

(cm.160x70-85)

Colours (A) (Y)

Taps

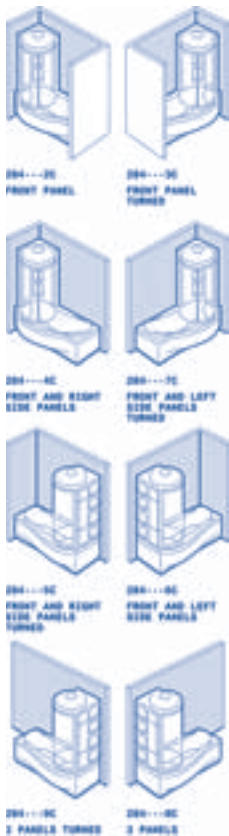
(N)

parts in polyurethane
standard White, Turquoise on request

€

284

COMBI UNIT



284 - - - 2 C	Combi unit with front panel.	2.180,00
3	Combi unit with front panel, turned.	2.180,00
4	Combi unit with front and RIGHT side panels.	2.230,00
5	Combi unit with front and RIGHT side panels, turned*.	2.340,00
6	Combi unit with front and LEFT side panels*.	2.340,00
7	Combi unit with front and LEFT side panels, turned.	2.230,00
8	Combi unit with tub panelled 3 sides*.	2.390,00
9	Combi unit with tub panelled 3 sides, turned*.	2.390,00

COMBI UNIT WITH 'P' WHIRLPOOL

284 - P6 2 C	Combi unit with front panel.	2.690,00
3	Combi unit with front panel, turned.	2.690,00
4	Combi unit with front and RIGHT side panels.	2.740,00
5	Combi unit with front and RIGHT side panels, turned*.	2.850,00
6	Combi unit with front and LEFT side panels*.	2.850,00
7	Combi unit with front and LEFT side panels, turned.	2.740,00
8	Combi unit with tub panelled 3 sides*.	2.900,00
9	Combi unit with tub panelled 3 sides, turned*.	2.900,00



TAPS (one version obligatory)

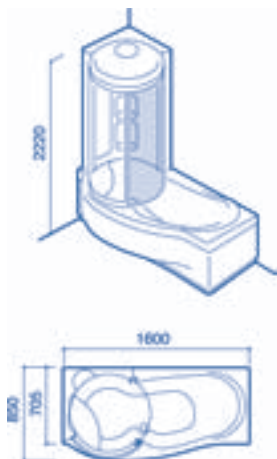
R440 - - - -	Teuco accessories + monolever mixer.	690,00 (N)
R441 - - - -	Teuco accessories + thermostatic mixer.	830,00

OPTIONAL

CG - - - -	'Clean Glass' water-repellent panels.	300,00
------------	---------------------------------------	--------

NOTE

* External panel with towel rail.
Polyurethane seat supplied in standard White. Also available in Turquoise on request.
Hydroshower 284 is always supplied complete with bathtub trim.



Functions	284M	284M P
Quantity of hydromassage jets		6
Equipped end panel for one-wall version	●	●
4-function shower on rail	●	●
Thermostatic or single-lever mixer	●	●
ON/OFF pneumatic button		●
Massage Intensity Control		manual
Water massage selection	manual	manual
Massages: 6 vertical jets, 2 foot jets	●	●
Central overhead shower	●	●
Combined overflow filler for bath	●	●
Removable seat	●	●
Chrome jet kit	○	○
Clean Glass	○	○
Water content*	180 l.	180 l.

° = Optional * = at overflow level

(cm. 160x70-85)

Colours (A) (Y)

Taps

(N)

parts in polyurethane
standard White, Turquoise on request

€

284 MULTI



284M-2C FRONT PANEL

284M-3C FRONT PANEL TURNED



284M-4C FRONT AND RIGHT SIDE PANELS

284M-5C FRONT AND LEFT SIDE PANELS TURNED



284M-6C FRONT AND RIGHT SIDE PANELS TURNED

284M-7C FRONT AND LEFT SIDE PANELS



284M-8C 3 PANELS TURNED

284M-9C 3 PANELS

N.B. Pressure required for multifunctions from 2 to 5 bar.

COMBI UNIT

284M -- 2 C	Combi unit with front panel.	2.900,00
3	Combi unit with front panel turned.	2.900,00
4	Combi unit with front and RIGHT side panels.	2.950,00
5	Combi unit with front and RIGHT side panels turned*.	3.050,00
6	Combi unit with front and LEFT side panels*.	3.050,00
7	Combi unit with front and LEFT side panels, turned.	2.950,00
8	Combi unit with tub panelled 3 sides*.	3.100,00
9	Combi unit with tub panelled 3 sides, turned*.	3.100,00

COMBI UNIT WITH 'P' WHIRLPOOL

284M P6 2 C	Combi unit with front panel.	3.410,00
3	Combi unit with front panel turned.	3.410,00
4	Combi unit with front and RIGHT side panels.	3.460,00
5	Combi unit with front and RIGHT side panels, turned*.	3.560,00
6	Combi unit with front and LEFT side panels*.	3.560,00
7	Combi unit with front and LEFT side panels, turned.	3.460,00
8	Combi unit with tub panelled 3 sides*.	3.610,00
9	Combi unit with tub panelled 3 sides, turned*.	3.610,00



R402

R403

TAPS (one version obligatory)

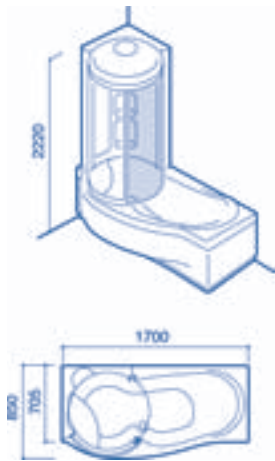
R402 -- -- --	Teuco accessories + monolever mixer.	810,00
R403 -- -- --	Teuco accessories + thermostatic mixer.	1.010,00

OPTIONAL

CG -- -- --	'Clean Glass' water-repellent panels.	300,00
K016 -- -- --	Chrome Multifunction jets.	100,00

NOTE

* External panel with towel rail. Polyurethane seat supplied in standard White. Also available in Turquoise on request. Hydrosower 284M is always supplied complete with bathtub trim. N.B. Pressure required for multifunctions from 2 to 5 bar.



Functions

	226	226 P
Quantity of hydromassage jets		6
Equipped end panel for one-wall version	●	●
4-function shower on rail	●	●
Thermostatic or single-lever mixer	●	●
ON/OFF pneumatic button		●
Massage Intensity Control		manual
Central overhead shower	●	●
Combined overflow filler for bath	●	●
Removable seat	●	●
Clean Glass	○	○
Water content*	190 l.	190 l.

° = Optional * = at overflow level

(cm. 170x70-85)

Colours (A) (Y)

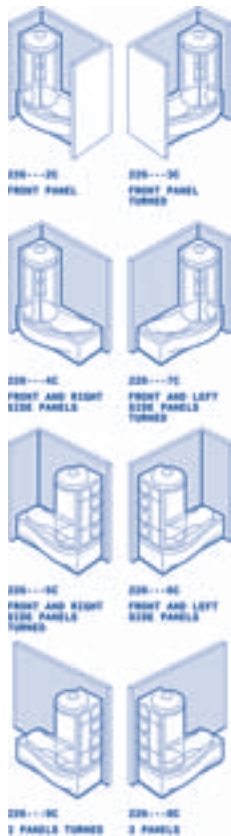
Taps

(N)

parts in polyurethane
standard White, Turquoise on request

€

226



COMBI UNIT

226- -- 2 C	Combi unit with front panel.	2.210,00
3	Combi unit with front panel, turned.	2.210,00
4	Combi unit with front and RIGHT side panels.	2.260,00
5	Combi unit with front and RIGHT side panels, turned *.	2.370,00
6	Combi unit with front and LEFT side panels *.	2.370,00
7	Combi unit with front and LEFT side panels, turned.	2.260,00
8	Combi unit with tub panelled 3 sides *.	2.420,00
9	Combi unit with tub panelled 3 sides, turned *.	2.420,00

COMBI UNIT WITH 'P' WHIRLPOOL

226- P6 2 C	Combi unit with front panel.	2.720,00
3	Combi unit with front panel, turned.	2.720,00
4	Combi unit with front and RIGHT side panels.	2.760,00
5	Combi unit with front and RIGHT side panels, turned *.	2.830,00
6	Combi unit with front and LEFT side panels *.	2.830,00
7	Combi unit with front and LEFT side panels, turned.	2.760,00
8	Combi unit with tub panelled 3 sides *.	2.870,00
9	Combi unit with tub panelled 3 sides, turned *.	2.870,00



TAPS (one version obligatory)

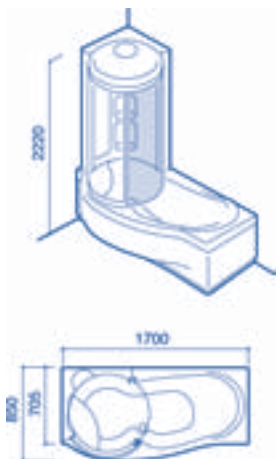
R440 - - - -	Teuco accessories + monolever mixer.	690,00 (N)
R441 - - - -	Teuco accessories + thermostatic mixer.	830,00

OPTIONAL

CG - - - -	'Clean Glass' water-repellent panels.	300,00
------------	---------------------------------------	--------

NOTE

* External panel with towel rail.
Polyurethane seat supplied in standard White. Also available in Turquoise on request.
Hydroshower 226 is always supplied complete with bathtub trim.



Functions	226M	226M P
Quantity of hydromassage jets		6
Equipped end panel for one-wall version	●	●
4-function shower on rail	●	●
Thermostatic or single-lever mixer	●	●
ON/OFF pneumatic button		●
Massage Intensity Control		manual
Water massage selection	manual	manual
Massages: 6 vertical jets, 2 foot jets	●	●
Central overhead shower	●	●
Combined overflow filler for bath	●	●
Removable seat	●	●
Chrome jet kit	○	○
Clean Glass	○	○
Water content*	190 l.	190 l.

° = Optional * = at overflow level

(cm. 170x70-85)

Colours (A) (Y)

Taps

(N)

parts in polyurethane
standard White, Turquoise on request

€

226 MULTI



226M--2C
FRONT PANEL

226M--3C
FRONT PANEL
TURNED



226M--4C
FRONT AND RIGHT
SIDE PANELS

226M--5C
FRONT AND LEFT
SIDE PANELS
TURNED



226M--6C
FRONT AND RIGHT
SIDE PANELS
TURNED

226M--7C
FRONT AND LEFT
SIDE PANELS



226M--8C
3 PANELS TURNED

226M--9C
3 PANELS

N.B. Pressure required for
multifunctions from 2 to 5 bar.

COMBI UNIT

226M -- 2 C	Combi unit with front panel.	2.930,00
3	Combi unit with front panel, turned.	2.930,00
4	Combi unit with front and RIGHT side panels.	2.980,00
5	Combi unit with front and RIGHT side panels, turned *.	3.080,00
6	Combi unit with front and LEFT side panels *.	3.080,00
7	Combi unit with front and LEFT side panels, turned.	2.980,00
8	Combi unit with tub panelled 3 sides *.	3.130,00
9	Combi unit with tub panelled 3 sides, turned *.	3.130,00

COMBI UNIT WITH 'P' WHIRLPOOL

226M P6 2 C	Combi unit with front panel.	3.450,00
3	Combi unit with front panel, turned.	3.450,00
4	Combi unit with front and RIGHT side panels.	3.480,00
5	Combi unit with front and RIGHT side panels, turned *.	3.560,00
6	Combi unit with front and LEFT side panels *.	3.560,00
7	Combi unit with front and LEFT side panels, turned.	3.480,00
8	Combi unit with tub panelled 3 sides *.	3.590,00
9	Combi unit with tub panelled 3 sides, turned *.	3.590,00



R402

R403

TAPS (one version obligatory)

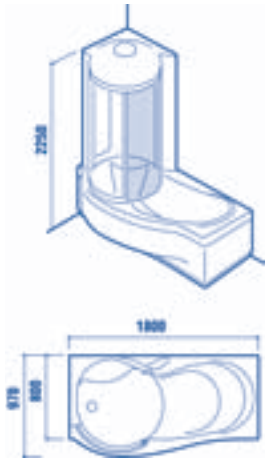
R402 -- -- --	Teuco accessories + monolever mixer.	810,00
R403 -- -- --	Teuco accessories + thermostatic mixer.	1.010,00

OPTIONAL

CG-- -- --	'Clean Glass' water-repellent panels.	300,00
K016 -- -- --	Chrome Multifunction jets.	100,00

NOTE

* External panel with towel rail.
Polyurethane seat supplied in standard White. Also available in Turquoise on request. Hydrosower 226M is always supplied complete with bathtub trim. N.B. Pressure required for multifunctions from 2 to 5 bar.



Functions	286	286 P
Quantity of hydromassage jets		6
Equipped end panel for one-wall version	●	●
4-function shower on rail	●	●
Thermostatic or single-lever mixer	●	●
ON/OFF pneumatic button		●
Massage Intensity Control		manual
Central overhead shower	●	●
Combined overflow filler for bath	●	●
Seat	●	●
Clean Glass	○	○
Water content*	230 l.	230 l.

° = Optional * = at overflow level

(cm. 180x80-97)

Colours (A) (Y)

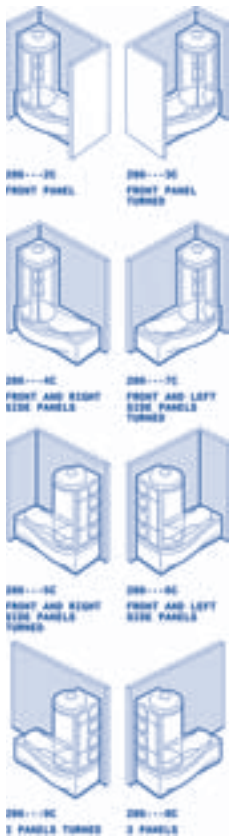
Taps

(N)

€

286

COMBI UNIT



286- -- 2 C	Combi unit with front panel.	2.720,00
3	Combi unit with front panel, turned.	2.720,00
4	Combi unit with front and RIGHT side panels.	2.770,00
5	Combi unit with front and RIGHT side panels, turned*.	2.870,00
6	Combi unit with front and LEFT side panels*.	2.870,00
7	Combi unit with front and LEFT side panels, turned.	2.770,00
8	Combi unit with 3 panels*.	2.930,00
9	Combi unit with 3 panels turned*.	2.930,00

COMBI UNIT WITH 'P' WHIRLPOOL

286- P6 2 C	Combi unit with front panel.	3.230,00
3	Combi unit with front panel turned.	3.230,00
4	Combi unit with front and RIGHT side panels.	3.280,00
5	Combi unit with front and RIGHT side panels turned*.	3.380,00
6	Combi unit with front and LEFT side panels*.	3.380,00
7	Combi unit with front and LEFT side panels turned.	3.280,00
8	Combi unit with 3 panels*.	3.440,00
9	Combi unit with 3 panels turned*.	3.440,00



TAPS (one version obligatory)

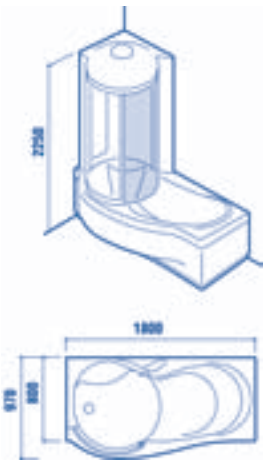
R445 - - -	Teuco Accessories + monolever mixer.	760,00
R446 - - -	Teuco Accessories + thermostatic mixer.	930,00

OPTIONAL

CG - - - -	'Clean Glass' water-repellent panels.	300,00
------------	---------------------------------------	--------

NOTE

* External panel with towel rail.
Hydroshower 286 is always supplied complete with bathtub trims.



Functions	286M	286M P
Quantity of hydromassage jets		6
Equipped end panel for one-wall version	●	●
4-function shower on rail	●	●
Thermostatic or single-lever mixer	●	●
ON/OFF pneumatic button		●
Massage Intensity Control		manual
Water massage selection	manual	manual
Massages: 5 back jets, 6 vertical jets, 2 foot jets	●	●
Central overhead shower	●	●
Combined overflow filler for bath	●	●
Seat	●	●
Chrome jet kit	○	○
Clean Glass	○	○
Water content*	230 l.	230 l.

° = Optional * = at overflow level

(cm. 180x80-97)

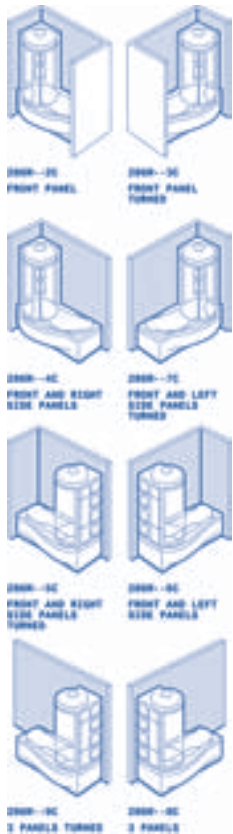
Colours (A) (Y)

Taps

(N)

€

286 MULTI



N.B. Pressure required for multifunctions from 2 to 5 bar.

COMBI UNIT

286M -- 2 C	Combi unit with front panel.	3.440,00
3	Combi unit with front panel turned.	3.440,00
4	Combi unit with front and RIGHT side panels.	3.490,00
5	Combi unit with front and RIGHT side panels turned*.	3.590,00
6	Combi unit with front and LEFT side panels*.	3.590,00
7	Combi unit with front and LEFT side panels turned.	3.490,00
8	Combi unit with 3 panels*.	3.640,00
9	Combi unit with 3 panels turned*.	3.640,00

COMBI UNIT WITH 'P' WHIRLPOOL

286M P6 2 C	Combi unit with front panel.	3.950,00
3	Combi unit with front panel turned.	3.950,00
4	Combi unit with front and RIGHT panels.	4.000,00
5	Combi unit with front and RIGHT panels turned*.	4.100,00
6	Combi unit with front and LEFT side panels*.	4.100,00
7	Combi unit with front and LEFT side panels turned.	4.000,00
8	Combi unit with 3 panels*.	4.150,00
9	Combi unit with 3 panels turned*.	4.150,00



TAPS (one version obligatory)

R447 -- -- --	Teuco Accessories + monolever mixer.	640,00
R448 -- -- --	Teuco Accessories + thermostatic mixer.	790,00

OPTIONAL

CG -- -- --	'Clean Glass' water-repellent panels.	300,00
K016 -- -- --	Chrome Multifunction jets.	100,00

NOTE

* External panel with towel rail. Hydroshower 286M is always supplied complete with bathtub trims. N.B. Pressure required for multifunctions from 2 to 5 bar.

EQUIPPED COLUMNS



P12-P13 TALOCCI DESIGN

P12 34,7x204 cm PAGE 63

P13 34,7x172 cm PAGE 63



P12



P13

Functions	P12	P13
Shower on rail	•	•
Thermostatic or single-lever mixer	•	•
Water massage selection	manual	manual
4 jet vertical massage	•	•
Directional overhead shower	•	•
Water Testing Point	•	•
Foldaway Seat	•	

° = Optional

Colours (9)

Taps

(N)

€

P12



SIDE OR CORNER EQUIPPED COLUMN

P12- - - L Side or Corner Equipped Column.

1.060,00

TAPS (one of 2 versions obligatory)

(N)

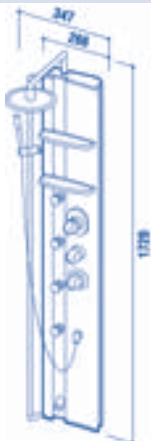
R145 - - - Teuco accessories + monolever mixer.

690,00

R146 - - - Teuco accessories + thermostatic mixer.

850,00

P13



SIDE OR CORNER EQUIPPED COLUMN

P13- - - L Side or Corner Equipped Column.

750,00

TAPS (one of 2 versions obligatory)

(N)

R180 - - - Teuco accessories + monolever mixer.

690,00

R181 - - - Teuco accessories + thermostatic mixer.

850,00

NOTE

The Equipped Column can be Wall or Corner-mounted.

Correct use of the Teuco price list

a

BATHTUBS

How to order

- 1 Select a product in accordance with the desired shape and size.
- 2 Select the desired whirlpool version.
- 3 Select the panels and the positioning (normal or turned 180°) if necessary, depending on the installation site and taking the description of the various models into account.
- 4 By following points 1 to 3, you will have obtained the code for the selected product, alongside which the desired colours of the bathtub and of the visible parts of the whirlpool should be specified.
The visible parts of the whirlpool are available in the same colour as the bathtub and in Chrome. The blower jets are available in Chrome.
The drain column will be the same colour as the visible parts of the whirlpool.
- 5 Select any desired OPTIONALS and specify the colour.

Notes

- All whirlpool baths are fitted with a 'drain column'.
The 'drain column and combined overflow and filler spout' can be selected at the surcharge specified herein; in this case, the desired colour must be specified separately and the code for the whirlpool bath should end with an 'E'.
- The built-in whirlpool bathtub with frame must be fitted with the inspection and ventilation panel (item 2801 ---). Teuco reserves the right to include this panel even when not specifically requested.
- Detailed specification notes are provided for each individual item.

b

SHOWERS

How to order

- 1 Select a product in accordance with the desired shape and size.
- 2 Select one of the models available in accordance with the desired functions.
- 3 Select the positioning (right or left-hand model) if necessary, depending on the installation site and taking the description of the various models into account.
- 4 By following points 1 to 3, you will have obtained the code for the selected product; the desired colour of the enclosure should be specified alongside this (the colour of the enclosure is always the same as the colour of the drain column or drain).
- 5 Select one of the tap versions available.
- 6 Select any desired OPTIONALS and specify the colour.

Notes

- All showers are fitted with a drain or drain column.
- The minimum height of the room in which a Teuco steam sauna shower is installed varies in accordance with the sauna version and model selected, and this value should therefore be checked
by consulting the pre-installation notes in the technical catalogue.

COMBI UNITS**How to order**

- 1 Select a product in accordance with the desired shape and size.
- 2 Select one of the models available in accordance with the desired functions.
- 3 Select the desired whirlpool version, if any.
- 4 Select the panels and the positioning (normal or turned 180°) if necessary, depending on the installation site and taking the description of the various models into account.
- 5 By following points 1 to 4, you will have obtained the code for the selected product, alongside which the desired colours of the combi unit and of the visible parts of the whirlpool should be specified; if the Drain Column with combined overflow and filler spout is ordered, please specify the colour.
- 6 Choose the taps.
- 7 The combi unit is always supplied with the bathtub rim profiles.
- 8 Select any desired OPTIONALS and specify the colour.

Notes

- All combi units are fitted with a normal Drain Column or with Combined overflow and filler spout depending on the model.

General terms of sale

1	ORDERS	Product orders will only be binding on TEUCO Guzzini Spa after written acceptance.
2	ORDER CANCELLATIONS	No order, lacking a term for acceptance, may be cancelled without express written consent from TEUCO Guzzini Spa, which shall be entitled to charge the relative costs, if the contrary should occur. Unjustified order cancellations cannot be allowed. Under no circumstances will requests for cancellation be taken into consideration by TEUCO Guzzini Spa, if they arrive less than 15 days before the planned delivery date.
3	TERMS AND PROCEDURES FOR DELIVERY	Even if confirmed by TEUCO Guzzini, product delivery dates shall be deemed as merely indicative and never essential. Ordered goods shall, nevertheless, be deemed as having been delivered, when they have been handed over to the carrier assigned with the transport, at TEUCO's facility in Montelupone.
4	PRICES	The sale price of each product is specified in the price list, valid at the time the order is made, and must be considered as valid for goods ex works in Montelupone (MC – Italy), unless otherwise agreed. All expenses and additional costs, however, must be added to the list price (including for example: duty and/or taxes relating to sale and transportation), which shall be payable by the purchaser. The installation of the products is excluded in all circumstances and must be performed at the care and expense of the purchaser. TEUCO Guzzini Spa reserves the right to vary its price lists, quotations and discounts with needing to give prior notice.
5	PAYMENTS	Unless otherwise approved and specified in writing by TEUCO Guzzini Spa, the conditions of payment are: a) for sales within Italy: 30 days after the invoice date, when a credit agreement exists; otherwise: cash on delivery; b) for sales outside Italy: irrevocable letter of credit, confirmed by one of the main Italian banking institutions. The failure to pay (even part of) the sum due in accordance with the agreed terms, or even one instalment of a sum spread over a period of time, shall lead to the cancellation of any advantage for subsequent instalments and TEUCO Guzzini Spa shall, therefore, be entitled to request immediate and total payment of the entire residual sum owed to it by the purchaser. All the products supplied remain the property of TEUCO Guzzini Spa until full payment has been made.
6	PACKING	The list price of all products includes packing, if envisaged, for overland road transport. If goods sent by train and/or ship require special packaging, this will mean an additional cost of 5% of the net supply order total.
7	TRANSPORTATION	Once the goods have been delivered by being handed over to the carrier, they travel at the risk and peril of the purchaser, even if the TEUCO Guzzini Spa has agreed to pay the transport costs.
8	LIABILITY	The liability assumed by TEUCO Guzzini Spa for any damage resulting from defected products is defined by current legislation.
	IMPORTANT WARNING	The product must be installed, as it is supplied by Teuco, following the instructions and advice given in the technical catalogue. TEUCO provides no warranty for damage to the product following incorrect installation.
